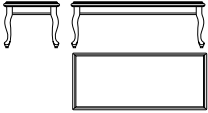
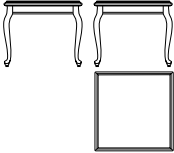
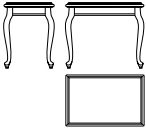
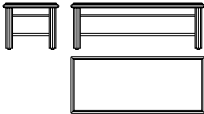
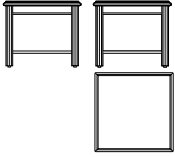
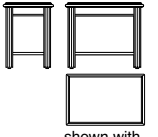


TRADITIONAL	DESCRIPTION/NOTES	MODEL	W	D	H	WT	SGM	LAM
	<b>Rectangular Coffee Table</b>  <b>Standard Features</b> top is 1/4" thick veneer is reverse slip-matched shipped KD	<b>COFTQS8048</b>	48	20	16	65	1264	1264
	<b>Specify Options</b> 1. walnut or cherry veneer* 2. finish* 3. laminate top available, no upcharge							
	<b>Square End Table</b>  <b>Standard Features</b> top is 1/4" thick veneer is reverse slip-matched shipped KD	<b>STQS8028</b>	28	28	23	35	1076	1076
	<b>Specify Options</b> 1. walnut or cherry veneer* 2. finish* 3. laminate top available, no upcharge							
	<b>Rectangular End Table</b>  <b>Standard Features</b> top is 1/4" thick veneer is reverse slip-matched shipped KD	<b>ETQS8028</b>	28	18	23	25	980	980
	<b>Specify Options</b> 1. walnut or cherry veneer* 2. finish* 3. laminate top available, no upcharge							

**How To Order:**

Specify model number and options listed with each product section. **Options marked with an asterisk are required.** Failure to do so will delay order processing. Options without an asterisk will be made standard if not otherwise specified.

TRADITIONAL	DESCRIPTION/NOTES	MODEL	W	D	H	WT	SGM	LAM
 <p>shown with optional shelf</p>	<p><b>Rectangular Coffee Table</b></p> <p><b>Standard Features</b> top is 1 1/4" thick veneer is reverse slip-matched shipped KD</p>	<p><b>COFT8048</b></p> <p><b>Specify Options</b> 1. walnut or cherry veneer* 2. finish* 3. laminate top available, no upcharge 4. S80-3 shelf, add \$197</p>	48	20	16	65	1155	1155
 <p>shown with optional shelf</p>	<p><b>Square End Table</b></p> <p><b>Standard Features</b> top is 1 1/4" thick veneer is reverse slip-matched shipped KD</p>	<p><b>ST8028</b></p> <p><b>Specify Options</b> 1. walnut or cherry veneer* 2. finish* 3. laminate top available, no upcharge 4. S80-2 shelf, add \$182</p>	28	28	23	35	982	982
 <p>shown with optional shelf</p>	<p><b>Rectangular End Table</b></p> <p><b>Standard Features</b> top is 1 1/4" thick veneer is reverse slip-matched shipped KD</p>	<p><b>ET8028</b></p> <p><b>Specify Options</b> 1. walnut or cherry veneer* 2. finish* 3. laminate top available, no upcharge 4. S80-1 shelf, add \$146</p>	28	18	23	25	929	929

**How To Order:**

Specify model number and options listed with each product section. **Options marked with an asterisk are required.** Failure to do so will delay order processing. Options without an asterisk will be made standard if not otherwise specified.