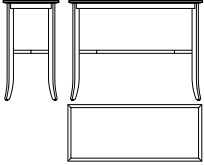
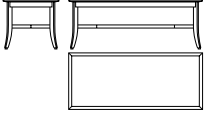
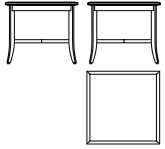
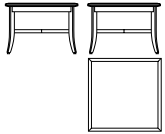
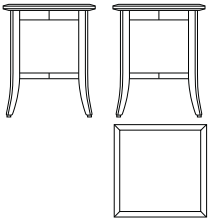
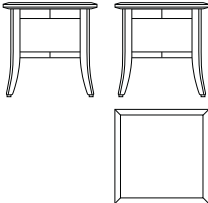


MONTAGE	DESCRIPTION/NOTES	MODEL	W	D	H	WT	SGM	BDM	CEB	DIA	CHB	SYN
	<b>Console Tables</b>	<b>OCST1048-36</b> <b>OCST1048-29</b>	48 48	20 20	36 29	60 55	<b>1772</b> <b>1673</b>	<b>2080</b> <b>1982</b>	<b>2141</b> <b>2038</b>	<b>2232</b> <b>2128</b>	<b>2129</b> <b>2030</b>	<b>2129</b> <b>2030</b>
	<b>Standard Features</b> flat cut maple veneer maple rim borders shaped profile maple legs flat black powder coat metal	<b>Specify Options</b> 1. finish* 2. top insert*										
	<b>Coffee Table</b>	<b>OCFT1048-18</b>	48	20	18	50	<b>1538</b>	<b>1849</b>	<b>1906</b>	<b>1998</b>	<b>1899</b>	<b>1899</b>
	<b>Standard Features</b> flat cut maple veneer maple rim borders shaped profile maple legs flat black powder coat metal	<b>Specify Options</b> 1. finish* 2. top insert*										
	<b>End Tables</b>	<b>OST1026-22</b>	26	26	22	43	<b>1355</b>	<b>1572</b>	<b>1615</b>	<b>1677</b>	<b>1609</b>	<b>1609</b>
	<b>Standard Features</b> flat cut maple veneer maple rim borders shaped profile maple legs flat black powder coat metal	<b>Specify Options</b> 1. finish* 2. top insert*										
	<b>End Tables</b>	<b>OST1026-18</b>	26	26	18	40	<b>1285</b>	<b>1504</b>	<b>1546</b>	<b>1605</b>	<b>1538</b>	<b>1538</b>
	<b>Standard Features</b> flat cut maple veneer maple rim borders shaped profile maple legs flat black powder coat metal	<b>Specify Options</b> 1. finish* 2. top insert*										

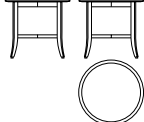
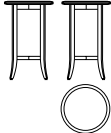
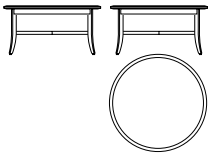
**How To Order:**

Specify model number and options listed with each product section. **Options marked with an asterisk are required.** Failure to do so will delay order processing. Options without an asterisk will be made standard if not otherwise specified.

MONTAGE	DESCRIPTION/NOTES	MODEL	W	D	H	WT	SGM	BDM	CEB	DIA	SYN
	<p><b>End Tables</b></p> <p><b>Standard Features</b> flat cut maple veneer maple rim borders shaped profile maple legs flat black powder coat metal</p>	OST1018-22	18	18	22	38	1116	1220	1239	1268	1238
	<p><b>Specify Options</b> 1. finish* 2. top insert*</p>										
	<p><b>End Table</b></p> <p><b>Standard Features</b> flat cut maple veneer maple rim borders shaped profile maple legs flat black powder coat metal</p>	OST1018-18	18	18	18	35	1045	1147	1168	1196	1167
	<p><b>Specify Options</b> 1. finish* 2. top insert*</p>										

**How To Order:**

Specify model number and options listed with each product section. **Options marked with an asterisk are required.** Failure to do so will delay order processing. Options without an asterisk will be made standard if not otherwise specified.

MONTAGE	DESCRIPTION/NOTES	MODEL	W	D	H	WT	SGM	BDM	CEB	DIA	SYN
	End Table	ORT1024-18 ORT1018-18	24 18	24 18	18 18	40 35	1311 1077	1497 1180	1531 1201	1584 1230	1528 1200
	<b>Standard Features</b> flat cut maple veneer maple rim borders shaped profile maple legs flat black powder coat metal	<b>Specify Options</b> 1. finish* 2. top insert*									
	End Tables	ORT1024-22 ORT1018-22	24 18	24 18	22 22	43 38	1380 1147	1567 1251	1600 1272	1654 1299	1596 1271
	<b>Standard Features</b> flat cut maple veneer maple rim borders shaped profile maple legs flat black powder coat metal	<b>Specify Options</b> 1. finish* 2. top insert*									
	End Table	ORT1018-29	18	18	29	41	1211	1314	1336	1361	1326
	<b>Standard Features</b> flat cut maple veneer maple rim borders shaped profile maple legs flat black powder coat metal	<b>Specify Options</b> 1. finish* 2. top insert*									
	Coffee Table	ORT1036-18	36	36	18	35	1625	2045	2124	2244	
	<b>Standard Features</b> flat cut maple veneer maple rim borders shaped profile maple legs flat black powder coat metal	<b>Specify Options</b> 1. finish* 2. top insert*									

**How To Order:**

Specify model number and options listed with each product section. **Options marked with an asterisk are required.** Failure to do so will delay order processing. Options without an asterisk will be made standard if not otherwise specified.