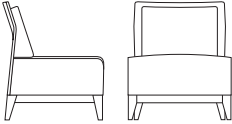
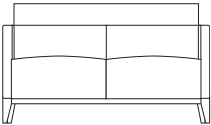
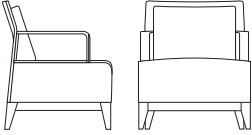
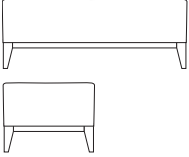
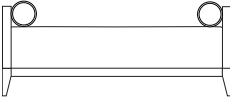
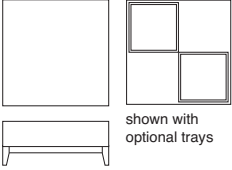


SOLARA	DESCRIPTION/NOTES	MODEL	W	D	H	WT	LIST PRICE PER GRADE
	<p>Lounge Seating</p> <p>Standard Features armless upholstered back with wood reveal upholstered seat wood legs seat width: 26 seat height: 18 seat depth: 20½ com ydg: 2 col sq ft: 36 frame exterior is joined with dowels, seat box reinforced with corner blocks; seat foundation is interlaced webbing; seat interior is high resilient, dual density foam; exposed back is molded maple plywood veneer; back interior is molded plywood shell, high density foam with Dacron wrap; arms are fabricated metal with brush chrome finish</p>	<p>ULC7350</p> <p>Specify Options 1. finish* 2. textile or leather* 3. cal133</p>	28	28	33	59	<p>BASE 1840 A/COM 1875 B 1900 C 1925 D 1950 E 1975 F 2000 G 2050 H 2100 I 2175 J 2200 K 2315 L 2415 LE1/COL 1989 LE2 2133 LE3 2200 LE4 2439</p>
	<p>Lounge Seating</p> <p>Standard Features upholstered arms partially upholstered back wood back top rail upholstered seat wood legs seat width: 24 seat height: 17½ seat depth: 21¼ arm height: 27½ com ydg: 4½ col sq ft: 81 frame exterior is joined with dowels, seat box reinforced with corner blocks; frame interior is hardwood joined with double dowels; seat foundation is interlaced webbing; seat interior is high resilient, high density foam with Dacron wrap; back support is webbing with woven overlay; back interior is high density foam with Dacron wrap</p>	<p>ULC7360</p> <p>Specify Options 1. finish* 2. textile or leather* 3. cal133</p>	29½	27¼	33	73	<p>BASE 2395 A/COM 2474 B 2530 C 2586 D 2643 E 2699 F 2755 G 2868 H 2980 I 3149 J 3205 K 3464 L 3689 LE1/COL 2729 LE2 3053 LE3 3205 LE4 3742</p>
	<p>Lounge Seating</p> <p>Standard Features upholstered arms partially upholstered back wood back top rail upholstered seat wood leg seat width: 54½ seat height: 17½ seat depth: 21¼ arm height: 27½ com ydg: 7¾ col sq ft: 140 frame exterior is joined with dowels, seat box reinforced with corner blocks; frame interior is hardwood joined with double dowels; seat foundation is interlaced webbing; seat interior is high resilient, high density foam with Dacron wrap; back support is webbing with woven overlay; back interior is high density foam with Dacron wrap</p>	<p>ULL7370</p> <p>Specify Options 1. finish* 2. textile or leather* 3. cal133</p>	60	27¼	33	121	<p>BASE 2744 A/COM 2880 B 2977 C 3073 D 3170 E 3267 F 3364 G 3558 H 3752 I 4042 J 4139 K 4585 L 4972 LE1/COL 3322 LE2 3882 LE3 4144 LE4 5072</p>
	<p>Lounge Seating</p> <p>Standard Features upholstered arms partially upholstered back wood back top rail upholstered seat wood leg seat width: 79 seat height: 17½ seat depth: 21¼ arm height: 27½ com ydg: 11 col sq ft: 198 frame exterior is joined with dowels, seat box reinforced with corner blocks; frame interior is hardwood joined with double dowels; seat foundation is interlaced webbing; seat interior is high resilient, high density foam with Dacron wrap; back support is webbing with woven overlay; back interior is high density foam with Dacron wrap</p>	<p>ULS7380</p> <p>Specify Options 1. finish* 2. textile or leather* 3. cal133</p>	84	27¼	33	141	<p>BASE 3094 A/COM 3287 B 3424 C 3562 D 3699 E 3837 F 3974 G 4249 H 4524 I 4937 J 5074 K 5707 L 6257 LE1/COL 3911 LE2 4703 LE3 5074 LE4 6386</p>

SOLARA	DESCRIPTION/NOTES	MODEL	W	D	H	WT	LIST PRICE PER GRADE
	Lounge Seating Standard Features metal arms upholstered back with wood reveal upholstered seat wood legs seat width: 21¾ seat height: 18 seat depth: 20½ arm height: 25 com ydg: 2 col sq ft: 36 frame exterior is joined with dowels, seat box reinforced with corner blocks; seat foundation is interlaced webbing; seat interior is high resilient, dual density foam; exposed back is molded maple plywood veneer; back interior is molded plywood shell, high density foam with Dacron wrap; arms are fabricated metal with powder-coat finish	ULC7362 Specify Options 1. finish* 2. textile or leather* 3. cal133	28	28	33	82	BASE 2384 A/COM 2419 B 2444 C 2469 D 2494 E 2519 F 2544 G 2594 H 2644 I 2719 J 2744 K 2859 L 2959 LE1/COL 2533 LE2 2677 LE3 2744 LE4 2983
	Bench Standard Features upholstered seat wood legs com ydg: 3 col sq ft: 54 frame interior is hardwood joined with dowels reinforced with corner blocks; seat foundation is interlaced webbing; seat interior is high resilient foam with Dacron wrap	UBD7360 Specify Options 1. finish* 2. textile or leather*	60	20	18	100	BASE 1188 A/COM 1241 B 1278 C 1316 D 1353 E 1391 F 1428 G 1503 H 1578 I 1691 J 1728 K 1901 L 2051 LE1/COL 1411 LE2 1627 LE3 1728 LE4 2086
	Bench Standard Features upholstered seat wood legs com ydg: 2 col sq ft: 36 frame interior is hardwood joined with dowels reinforced with corner blocks; seat foundation is interlaced webbing; seat interior is high resilient foam with Dacron wrap	UB57348 Specify Options 1. finish* 2. textile or leather*	48	20	18	64	BASE 1019 A/COM 1054 B 1079 C 1104 D 1129 E 1154 F 1179 G 1229 H 1279 I 1354 J 1379 K 1494 L 1594 LE1/COL 1168 LE2 1312 LE3 1379 LE4 1618
	Bench Standard Features upholstered seat bolsters attached with snap hooks wood legs com ydg: 3¼ col sq ft: 59 frame interior is hardwood joined with dowels reinforced with corner blocks; seat foundation is interlaced webbing; seat interior is high resilient foam with Dacron wrap	UBD7374A Specify Options 1. finish* 2. textile or leather*	74	20	24	120	BASE 1648 A/COM 1736 B 1798 C 1861 D 1923 E 1986 F 2048 G 2173 H 2298 I 2486 J 2548 K 2836 L 3086 LE1/COL 2019 LE2 2379 LE3 2548 LE4 3144
	Bench Standard Features upholstered seat bolsters attached with snap hooks wood legs com ydg: 3 col sq ft: 54 frame interior is hardwood joined with dowels reinforced with corner blocks; seat foundation is interlaced webbing; seat interior is high resilient foam with Dacron wrap	UBD7360A Specify Options 1. finish* 2. textile or leather*	60	20	24	110	BASE 1412 A/COM 1491 B 1547 C 1603 D 1660 E 1716 F 1772 G 1885 H 1997 I 2166 J 2222 K 2481 L 2706 LE1/COL 1746 LE2 2070 LE3 2222 LE4 2759

How To Order:

Specify model number and options listed with each product section. **Options marked with an asterisk are required.** Failure to do so will delay order processing. Options without an asterisk will be made standard if not otherwise specified.
 EX: UGA2640.Merlot.Alloy.MilestoneMediumGray

SOLARA	DESCRIPTION/NOTES	MODEL	W	D	H	WT	LIST PRICE PER GRADE
 <p>shown with optional trays</p>	<p>Ottoman</p> <p>Standard Features upholstered seat exposed wood frame wood legs com ydg: 2½ col sq ft: 45 frame interior is hardwood joined with dowels reinforced with corner blocks; seat foundation is interlaced webbing; seat interior is high resilient foam with Dacron wrap</p>	<p>UON7336</p> <p>Specify Options 1. finish* 2. textile or leather* 3. set of two trays with aluminum laminate surface and wood sides, add \$287 4. cal133</p>	36	36	15	63	<p>BASE 862 A/COM 906 B 937 C 968 D 1000 E 1031 F 1062 G 1125 H 1187 I 1281 J 1312 K 1456 L 1581 LE1/COL 1048 LE2 1228 LE3 1312 LE4 1610</p>
	<p>Ottoman</p> <p>Standard Features upholstered seat exposed wood frame wood legs com ydg: 2¼ col sq ft: 41 frame interior is hardwood joined with dowels reinforced with corner blocks; seat foundation is interlaced webbing; seat interior is high resilient foam</p>	<p>UON7330</p> <p>Specify Options 1. finish* 2. textile or leather* 3. set of two trays with aluminum laminate surface and wood sides, add \$264 4. cal133</p>	30	30	15	56	<p>BASE 790 A/COM 829 B 858 C 886 D 914 E 942 F 970 G 1026 H 1083 I 1167 J 1195 K 1324 L 1437 LE1/COL 959 LE2 1123 LE3 1200 LE4 1472</p>