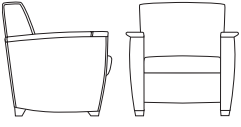
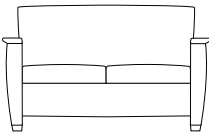
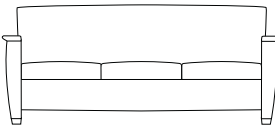
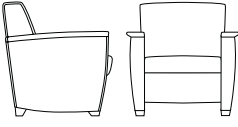
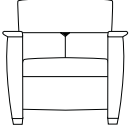
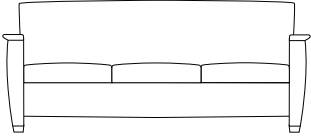


NEWPORT	DESCRIPTION/NOTES	MODEL	W	D	H	WT	LIST PRICE PER GRADE
	<p><b>Newport Lounge</b></p> <p><b>Standard Features</b> wood arm grip seat width: 21½" seat height: 17¾" seat depth: 20¼" arm height: 25" com ydg: 5" col sq ft: 90"</p> <p>frame interior is hardwood joined with dowels reinforced with wood screws; seat foundation is interlaced webbing; seat interior is dual high density foam with garneted polyester wrap; back interior is high density foam with heavy density side strips; back support is webbing with woven overlay; arms are northern maple hand grip with upholstered arm, ensolite foam wrap; legs are northern maple with adjustable glides</p>	<p><b>ULC2460</b></p> <p><b>Specify Options</b> 1. finish* 2. textile or leather* 3. stitch detail, add \$122 4. cal133</p>	33	33¾	33¾	45	<p>COM 1933</p> <p>A 2020</p> <p>B 2083</p> <p>C 2145</p> <p>D 2208</p> <p>E 2270</p> <p>F 2383</p> <p>G 2508</p> <p>H 2633</p> <p>I 2770</p> <p>J 2920</p> <p>K 3083</p> <p>L 3258</p> <p>M 3445</p> <p>COL 2284</p> <p>LE1 2284</p> <p>LE2 2655</p> <p>LE3 2835</p> <p>LE4 3443</p>
	<p>shown with optional contrasting stitch pattern; available on all Newport lounge seating</p>						
	<p><b>Newport Lounge</b></p> <p><b>Standard Features</b> wood arm grip seat width: 43½" seat height: 17¾" seat depth: 20¼" arm height: 25" com ydg: 7¼" col sq ft: 131"</p> <p>frame interior is hardwood joined with dowels reinforced with wood screws; seat foundation is interlaced webbing; seat interior is dual high density foam with garneted polyester wrap; back interior is high density foam with heavy density side strips; back support is webbing with woven overlay; arms are northern maple hand grip with upholstered arm, ensolite foam wrap; legs are northern maple with adjustable glides</p>	<p><b>ULL2470</b></p> <p><b>Specify Options</b> 1. finish* 2. textile or leather* 3. stitch detail, add \$140 4. cal133</p>	55¼	33¾	33¾	68	<p>COM 2781</p> <p>A 2908</p> <p>B 2998</p> <p>C 3089</p> <p>D 3180</p> <p>E 3270</p> <p>F 3433</p> <p>G 3615</p> <p>H 3796</p> <p>I 3995</p> <p>J 4213</p> <p>K 4448</p> <p>L 4702</p> <p>M 4974</p> <p>COL 3293</p> <p>LE1 3293</p> <p>LE2 3833</p> <p>LE3 4095</p> <p>LE4 4979</p>
	<p><b>Newport Lounge</b></p> <p><b>Standard Features</b> wood arm grip seat width: 65¼" seat height: 17¾" seat depth: 20¼" arm height: 25" com ydg: 9¼" col sq ft: 167"</p> <p>frame interior is hardwood joined with dowels reinforced with wood screws; seat foundation is interlaced webbing; seat interior is dual high density foam with garneted polyester wrap; back interior is high density foam with heavy density side strips; back support is webbing with woven overlay; arms are northern maple hand grip with upholstered arm, ensolite foam wrap; legs are northern maple with adjustable glides</p>	<p><b>ULS2480</b></p> <p><b>Specify Options</b> 1. finish* 2. textile or leather* 3. stitch detail, add \$217 4. cal133</p>	77½	33¾	33¾	89	<p>COM 3678</p> <p>A 3840</p> <p>B 3955</p> <p>C 4071</p> <p>D 4187</p> <p>E 4302</p> <p>F 4510</p> <p>G 4742</p> <p>H 4973</p> <p>I 5227</p> <p>J 5505</p> <p>K 5805</p> <p>L 6129</p> <p>M 6476</p> <p>COL 4330</p> <p>LE1 4330</p> <p>LE2 5019</p> <p>LE3 5353</p> <p>LE4 6480</p>

**How To Order:**


Specify model number and options listed with each product section. **Options marked with an asterisk are required.** Failure to do so will delay order processing. Options without an asterisk will be made standard if not otherwise specified.  
EX: UGA2640.Merlot.Alloy.MilestoneMediumGray

NEWPORT	DESCRIPTION/NOTES	MODEL	W	D	H	WT	LIST PRICE PER GRADE
  shown with optional contrasting stitch pattern; available on all Newport lounge seating	<b>Newport Lounge</b>  <b>Standard Features</b> wood arms seat width: 21¾ seat height: 17¾ seat depth: 20¼ arm height: 25 com ydg: 5 col sq ft: 90 frame interior is hardwood joined with dowels reinforced with wood screws; seat foundation is interlaced webbing; seat interior is dual high density foam with gameted polyester wrap; back interior is high density foam with heavy density side strips; back support is webbing with woven overlay; arms are northern maple wood arm rest; legs are northern maple with adjustable glides	<b>ULC2466</b>  <b>Specify Options</b> 1. finish* 2. textile or leather* 3. stitch detail, add \$122 4. 11 x 14 oval wood tablet left or right when facing chair, add \$116 5. cal133	33	33¾	33¾	45	COM 2024 A 2111 B 2174 C 2236 D 2299 E 2361 F 2474 G 2599 H 2724 I 2861 J 3011 K 3174 L 3349 M 3536 COL 2375 LE1 2375 LE2 2746 LE3 2926 LE4 3534
	<b>Newport Lounge</b>  <b>Standard Features</b> wood arms seat width: 43¾ seat height: 17¾ seat depth: 20¼ arm height: 25 com ydg: 7¼ col sq ft: 131 frame interior is hardwood joined with dowels reinforced with wood screws; seat foundation is interlaced webbing; seat interior is dual high density foam with gameted polyester wrap; back interior is high density foam with heavy density side strips; back support is webbing with woven overlay; arms are northern maple wood arm rest; legs are northern maple with adjustable glides	<b>ULL2476</b>  <b>Specify Options</b> 1. finish* 2. textile or leather* 3. stitch detail, add \$140 4. 11 x 14 oval wood tablet left or right when facing chair, add \$116 5. cal133	55¼	33¾	33¾	68	COM 2864 A 2991 B 3081 C 3172 D 3263 E 3353 F 3516 G 3698 H 3879 I 4078 J 4296 K 4531 L 4785 M 5057 COL 3376 LE1 3376 LE2 3916 LE3 4178 LE4 5062
	<b>Newport Lounge</b>  <b>Standard Features</b> wood arms seat width: 65¼ seat height: 17¾ seat depth: 20¼ arm height: 25 com ydg: 9¼ col sq ft: 167 frame interior is hardwood joined with dowels reinforced with wood screws; seat foundation is interlaced webbing; seat interior is dual high density foam with gameted polyester wrap; back interior is high density foam with heavy density side strips; back support is webbing with woven overlay; arms are northern maple wood arm rest; legs are northern maple with adjustable glides	<b>ULS2486</b>  <b>Specify Options</b> 1. finish* 2. textile or leather* 3. stitch detail, add \$217 4. 11 x 14 oval wood tablet left or right when facing chair, add \$116 5. cal133	77½	33¾	33¾	89	COM 3705 A 3867 B 3982 C 4098 D 4214 E 4329 F 4537 G 4769 H 5000 I 5254 J 5532 K 5832 L 6156 M 6503 COL 4357 LE1 4357 LE2 5046 LE3 5380 LE4 6507

NEWPORT MEETING	DESCRIPTION/NOTES	MODEL	W	D	H	WT	LIST PRICE PER GRADE
	<p><b>Newport Lounge</b></p> <p><b>Standard Features</b>                      wood arm                      seat width: 20½                      seat height: 18½                      seat depth: 18¼                      arm height: 25½                      com ydg: 4¾                      col sq ft: 86                      frame interior is hardwood joined with dowels reinforced with wood screws; seat foundation is interlaced with webbing; seat interior is dual high density foam with garneted polyester wrap; back interior is high density foam with heavy density side strips; back support is webbing with woven overlay; arms are northern maple wood arm rest; casters front and back</p>	<p><b>UMC2416</b></p> <p><b>Specify Options</b>                      1. finish*                      2. textile or leather*                      3. stitch detail, add \$122*                      4. legs front and back, add \$35                      5. closed bottom compartment, deduct \$50</p>	29	29	33½	82	<p>COM 2159                      A 2242                      B 2302                      C 2361                      D 2420                      E 2480                      F 2587                      G 2705                      H 2824                      I 2955                      J 3097                      K 3252                      L 3418                      M 3596                      COL 2495                      LE1 2495                      LE2 2850                      LE3 3022                      LE4 3603</p>
	<p><b>Newport Lounge</b></p> <p><b>Standard Features</b>                      wood arm                      seat width: 20½                      seat height: 18½                      seat depth: 18¼                      arm height: 25½ without tablet                      arm height: 27¼ with tablet                      com ydg: 4¾                      col sq ft: 86                      frame interior is hardwood joined with dowels reinforced with wood screws; seat foundation is interlaced with webbing; seat interior is dual high density foam with garneted polyester wrap; back interior is high density foam with heavy density side strips; back support is webbing with woven overlay; arms are northern maple wood arm rest; casters front and back; oval swivel tablet, black vinyl (poly)</p>	<p><b>UMC2426</b></p> <p><b>Specify Options</b>                      1. finish*                      2. textile or leather*                      3. stitch detail, add \$122*                      4. 9 x 12 oval wood tablet left or right when facing chair, add \$81                      5. 11 x 14 oval wood tablet left or right when facing chair, add \$116                      6. legs front and back, add \$35                      7. closed bottom compartment, deduct \$50</p>	29	29	33½	82	<p>COM 2360                      A 2443                      B 2503                      C 2562                      D 2621                      E 2681                      F 2788                      G 2906                      H 3025                      I 3156                      J 3298                      K 3453                      L 3619                      M 3797                      COL 2696                      LE1 2696                      LE2 3051                      LE3 3223                      LE4 3804</p>

**How To Order:**

Specify model number and options listed with each product section. **Options marked with an asterisk are required.** Failure to do so will delay order processing. Options without an asterisk will be made standard if not otherwise specified.  
 EX: UGA2640.Merlot.Alloy.MilestoneMediumGray

NEWPORT	DESCRIPTION/NOTES	MODEL	W	D	H	WT	LIST PRICE PER GRADE	
	<b>Newport Lounge</b>	<b>UON2490</b>	25¼	25¼	17¼	35	COM 911 A 941 B 963 C 985 D 1007 E 1029 F 1068 G 1112 H 1156 I 1204 J 1256 K 1313 L 1374 M 1440 COL 1036 LE1 1036 LE2 1168 LE3 1232 LE4 1448	
	<b>Standard Features</b> fully upholstered com ydg: 1¾ col sq ft: 32 frame interior is hardwood joined with dowels reinforced with wood screws; foundation is plywood platform; interior is dual high density foam with garneted polyester wrap; legs are standard maple	<b>Specify Options</b> 1. finish* 2. textile or leather* 3. cal133						
	<b>Newport Lounge</b>	<b>UON2490D</b>	25¼	25¼	17¼	35	COM 1059 A 1094 B 1119 C 1144 D 1169 E 1194 F 1239 G 1289 H 1339 I 1394 J 1454 K 1519 L 1589 M 1664 COL 1200 LE1 1200 LE2 1348 LE3 1420 LE4 1663	
	<b>Standard Features</b> fully upholstered with diamond detail com ydg: 2 col sq ft: 36 frame interior is hardwood joined with dowels reinforced with wood screws; foundation is plywood platform; interior is dual high density foam with garneted polyester wrap; legs are standard maple	<b>Specify Options</b> 1. finish* 2. textile or leather*						

**How To Order:**

Specify model number and options listed with each product section. **Options marked with an asterisk are required.** Failure to do so will delay order processing. Options without an asterisk will be made standard if not otherwise specified.  
EX: UGA2640.Merlot.Alloy.Maharam.MilestoneMediumGray