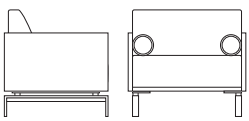
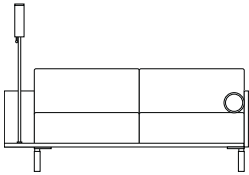
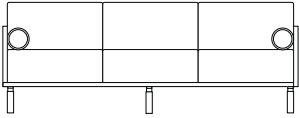
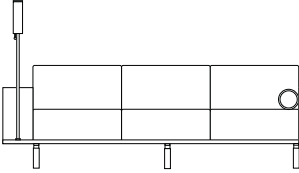
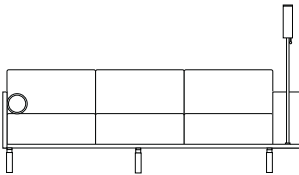

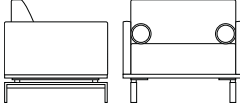
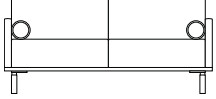


COLLECTIVE@LOUNGE	DESCRIPTION/NOTES	MODEL	W	D	H	WT	LIST PRICE PER GRADE
	<p>Lounge Seating</p> <p>Standard Features upholstered back and seat wood exterior bolsters attached with snap hooks seat width: 19½ seat height: 17½ seat depth: 20 arm height: 24 com ydg: 3½ col sq ft: 63 bolster com ydg: 1½ bolster col sq ft: 27 exposed wood surface is maple veneer; frame interior is hardwood glued with double dowels and reinforced with wood screws; base is steel structure with silver powder coat finish; seat foundation is interlaced webbing; seat interior is high resilient foam with super soft wrap; back support is webbing with woven overlay; back interior is high resilient foam with super soft wrap</p>	<p>ULC4566</p> <p>Specify Options 1. finish* 2. textile or leather, see pg 61 for additional information* 3. cal133</p>	33¾	30	30¾	143	<p>BASE 2193 A/COM 2254 B 2298 C 2342 D 2386 E 2429 F 2473 G 2561 H 2648 I 2779 J 2823 K 3024 L 3199 LE1/COL 2453 LE2 2705 LE3 2823 LE4 3240</p>
	<p>Lounge Seating</p> <p>Standard Features upholstered back and seat wood exterior bolsters attached with snap hooks seat width: 51 seat height: 17½ seat depth: 20 arm height: 24 com ydg: 7 col sq ft: 126 bolster com ydg: 1½ bolster col sq ft: 27 exposed wood surface is maple veneer; frame interior is hardwood glued with double dowels and reinforced with wood screws; base is steel structure with silver powder coat finish; seat foundation is interlaced webbing; seat interior is high resilient foam with super soft wrap; back support is webbing with woven overlay; back interior is high resilient foam with super soft wrap</p>	<p>ULL4576</p> <p>Specify Options 1. finish* 2. textile or leather, see pg 61 for additional information* 3. cal133</p>	65¾	30	30¾	242	<p>BASE 2774 A/COM 2897 B 2984 C 3072 D 3159 E 3247 F 3334 G 3509 H 3684 I 3947 J 4034 K 4437 L 4787 LE1/COL 3294 LE2 3798 LE3 4034 LE4 4869</p>
	<p>Lounge Seating</p> <p>Standard Features upholstered back and seat wood exterior extruded aluminum lamp with frosted glass shade bolster attached with snap hooks seat width: 57 seat height: 17½ seat depth: 20 arm height: 24 com ydg: 7 col sq ft: 126 bolster com ydg: 1 bolster col sq ft: 18 exposed wood surface is maple veneer; frame interior is hardwood glued with double dowels and reinforced with wood screws; base is steel structure with silver powder coat finish; seat foundation is interlaced webbing; seat interior is high resilient foam with super soft wrap; back support is webbing with woven overlay; back interior is high resilient foam with super soft wrap</p>	<p>ULL4576-LL</p> <p>Specify Options 1. finish* 2. textile or leather, see pg 61 for additional information* 3. cal133</p>	73¾	30	30¾	242	<p>BASE 3106 A/COM 3229 B 3316 C 3404 D 3491 E 3579 F 3666 G 3841 H 4016 I 4279 J 4366 K 4769 L 5119 LE1/COL 3626 LE2 4130 LE3 4366 LE4 5201</p>
	<p>Lounge Seating</p> <p>Standard Features upholstered back and seat wood exterior extruded aluminum lamp with frosted glass shade bolster attached with snap hooks seat width: 57 seat height: 17½ seat depth: 20 arm height: 24 com ydg: 7 col sq ft: 126 bolster com ydg: 1 bolster col sq ft: 18 exposed wood surface is maple veneer; frame interior is hardwood glued with double dowels and reinforced with wood screws; base is steel structure with silver powder coat finish; seat foundation is interlaced webbing; seat interior is high resilient foam with super soft wrap; back support is webbing with woven overlay; back interior is high resilient foam with super soft wrap</p>	<p>ULL4576-LR</p> <p>Specify Options 1. finish* 2. textile or leather, see pg 61 for additional information* 3. cal133</p>	73¾	30	30¾	242	<p>BASE 3106 A/COM 3229 B 3316 C 3404 D 3491 E 3579 F 3666 G 3841 H 4016 I 4279 J 4366 K 4769 L 5119 LE1/COL 3626 LE2 4130 LE3 4366 LE4 5201</p>

How To Order:

Specify model number and options listed with each product section. **Options marked with an asterisk are required.** Failure to do so will delay order processing. Options without an asterisk will be made standard if not otherwise specified.
 EX: UGA2640.Merlot.Alloy.MilestoneMediumGray

COLLECTIVE@LOUNGE	DESCRIPTION/NOTES	MODEL	W	D	H	WT	LIST PRICE PER GRADE
	Lounge Seating	ULS4586	72¼	30	30¼	322	BASE 3354
	<p>Standard Features upholstered back and seat wood exterior bolsters attached with snap hooks seat width: 60 seat height: 17½ seat depth: 20 arm height: 24 com ydg: 9 col sq ft: 162 bolster com ydg: 1½ bolster col sq ft: 27 exposed wood surface is maple veneer; frame interior is hardwood glued with double dowels and reinforced with wood screws; base is steel structure with silver powder coat finish; seat foundation is interlaced webbing; seat interior is high resilient foam with super soft wrap; back support is webbing with woven overlay; back interior is high resilient foam with super soft wrap</p>	<p>Specify Options 1. finish* 2. textile or leather, see pg 61 for additional information* 3. cal133</p>					A/COM 3512 B 3624 C 3737 D 3849 E 3962 F 4074 G 4299 H 4524 I 4862 J 4974 K 5492 L 5942 LE1/COL 4022 LE2 4670 LE3 4974 LE4 6047
	Lounge Seating	ULS4586-LL	82¼	30	30¼	322	BASE 3686
	<p>Standard Features upholstered back and seat wood exterior extruded aluminum lamp with frosted glass shade bolster attached with snap hooks seat width: 66 seat height: 17½ seat depth: 20 arm height: 24 com ydg: 9 col sq ft: 162 bolster com ydg: 1 bolster col sq ft: 18 exposed wood surface is maple veneer; frame interior is hardwood glued with double dowels and reinforced with wood screws; base is steel structure with silver powder coat finish; seat foundation is interlaced webbing; seat interior is high resilient foam with super soft wrap; back support is webbing with woven overlay; back interior is high resilient foam with super soft wrap</p>	<p>Specify Options 1. finish* 2. textile or leather, see pg 61 for additional information* 3. cal133</p>					A/COM 3844 B 3956 C 4069 D 4181 E 4294 F 4406 G 4631 H 4856 I 5194 J 5306 K 5824 L 6274 LE1/COL 4354 LE2 5002 LE3 5306 LE4 6379
	Lounge Seating	ULS4586-LR	82¼	30	30¼	322	BASE 3686
	<p>Standard Features upholstered back and seat wood exterior extruded aluminum lamp with frosted glass shade bolster attached with snap hooks seat width: 66 seat height: 17½ seat depth: 20 arm height: 24 com ydg: 9 col sq ft: 162 bolster com ydg: 1 bolster col sq ft: 18 exposed wood surface is maple veneer; frame interior is hardwood glued with double dowels and reinforced with wood screws; base is steel structure with silver powder coat finish; seat foundation is interlaced webbing; seat interior is high resilient foam with super soft wrap; back support is webbing with woven overlay; back interior is high resilient foam with super soft wrap</p>	<p>Specify Options 1. finish* 2. textile or leather, see pg 61 for additional information* 3. cal133</p>					A/COM 3844 B 3956 C 4069 D 4181 E 4294 F 4406 G 4631 H 4856 I 5194 J 5306 K 5824 L 6274 LE1/COL 4354 LE2 5002 LE3 5306 LE4 6379
	Bench	UBD4568	68	20	18	155	BASE 1583
	<p>Standard Features wood exterior upholstered seat seat width: 48 seat height: 18 seat depth: 20 com ydg: 1¾ col sq ft: 32 exposed wood surface is maple veneer; frame interior is hardwood glued with double dowels and reinforced with wood screws; base is steel structure silver powder coat finish; seat foundation is interlaced webbing; seat interior is high resilient foam with super soft wrap</p>	<p>Specify Options 1. finish* 2. textile or leather * 3. cal133</p>					A/COM 1614 B 1636 C 1657 D 1679 E 1701 F 1723 G 1767 H 1811 I 1876 J 1898 K 1999 L 2086 LE1/COL 1715 LE2 1843 LE3 1903 LE4 2115

COLLECTIVE@LOUNGE	DESCRIPTION/NOTES	MODEL	W	D	H	WT	LIST PRICE PER GRADE
	<p>Lounge Seating</p> <p>Standard Features upholstered back, seat and exterior wood accent bolsters attached with snap hooks seat width: 19 seat height: 17½ seat depth: 20 arm height: 24 com ydg: 6½ col sq ft: 117 bolster com ydg: 1½ bolster col sq ft: 27 exposed wood surface is maple veneer; frame interior is hardwood glued with double dowels and reinforced with wood screws; base is steel structure with silver powder coat finish; seat foundation is interlaced webbing; seat interior is high resilient foam with super soft wrap; back support is webbing with woven overlay; back interior is high resilient foam with super soft wrap</p>	<p>ULC4562</p> <p>Specify Options 1. finish* 2. textile or leather, see pg 61 for additional information* 3. cal133</p>	36	31	30¼	97	<p>BASE 2057 A/COM 2171 B 2252 C 2333 D 2415 E 2496 F 2577 G 2740 H 2902 I 3146 J 3227 K 3601 L 3926 LE1 2540 LE2 3008 LE3 3227 LE4 4002</p>
	<p>Lounge Seating</p> <p>Standard Features upholstered back, seat and exterior wood accent bolsters attached with snap hooks seat width: 51 seat height: 17½ seat depth: 20 arm height: 24 com ydg: 10½ col sq ft: 189 bolster com ydg: 1½ bolster col sq ft: 27 exposed wood surface is maple veneer; frame interior is hardwood glued with double dowels and reinforced with wood screws; base is steel structure with silver powder coat finish; seat foundation is interlaced webbing; seat interior is high resilient foam with super soft wrap; back support is webbing with woven overlay; back interior is high resilient foam with super soft wrap</p>	<p>ULL4572</p> <p>Specify Options 1. finish* 2. textile or leather, see pg 61 for additional information* 3. cal133</p>	67½	31	30¼	118	<p>BASE 2643 A/COM 2827 B 2958 C 3089 D 3221 E 3352 F 3483 G 3746 H 4008 I 4402 J 4533 K 5137 L 5662 LE1/COL 3423 LE2 4179 LE3 4533 LE4 5785</p>
	<p>Lounge Seating</p> <p>Standard Features upholstered back, seat and exterior wood accent bolsters attached with snap hooks seat width: 60 seat height: 17½ seat depth: 20 arm height: 24 com ydg: 13¼ col sq ft: 239 bolster com ydg: 1½ bolster col sq ft: 27 exposed wood surface is maple veneer; frame interior is hardwood glued with double dowels and reinforced with wood screws; base is steel structure with silver powder coat finish; seat foundation is interlaced webbing; seat interior is high resilient foam with super soft wrap; back support is webbing with woven overlay; back interior is high resilient foam with super soft wrap</p>	<p>ULS4582</p> <p>Specify Options 1. finish* 2. textile or leather, see pg 61 for additional information* 3. cal133</p>	76½	31	30¼	139	<p>BASE 3203 A/COM 3435 B 3601 C 3766 D 3932 E 4097 F 4263 G 4594 H 4926 I 5422 J 5588 K 6350 L 7012 LE1/COL 4189 LE2 5145 LE3 5593 LE4 7176</p>

How To Order:

Specify model number and options listed with each product section. **Options marked with an asterisk are required.** Failure to do so will delay order processing. Options without an asterisk will be made standard if not otherwise specified.
 EX: UGA2640.Merlot.Alloy.MilestoneMediumGray