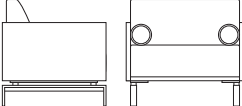
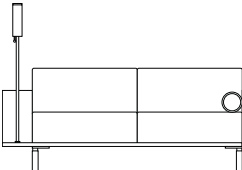
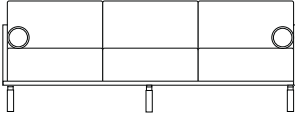
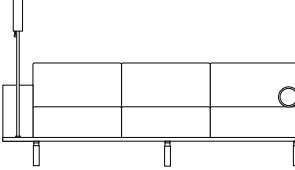
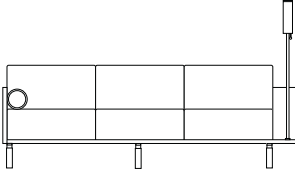
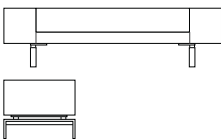
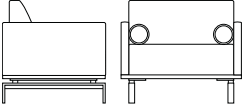
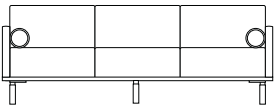


COLLECTIVE@LOUNGE	DESCRIPTION/NOTES	MODEL	W	D	H	WT	LIST PRICE PER GRADE
	<b>Collective@Lounge</b>  <b>Standard Features</b> upholstered back and seat wood exterior bolsters attached with snap hooks seat width: 19½ seat height: 17½ seat depth: 20 arm height: 24 com ydg: 3½ col sq ft: 63 bolster com ydg: 1½ bolster col sq ft: 27 exposed wood surface is maple veneer; frame interior is hardwood glued with double dowels and reinforced with wood screws; base is steel structure with silver powder coat finish; seat foundation is interlaced webbing; seat interior is high resilient foam with super soft wrap; back support is webbing with woven overlay; back interior is high resilient foam with super soft wrap	<b>ULC4566</b>  <b>Specify Options</b> 1. finish* 2. textile or leather, see pg. 65 for additional information* 3. cal133	33%	30	30%	143	COM 2364 A 2426 B 2469 C 2513 D 2557 E 2601 F 2679 G 2767 H 2854 I 2951 J 3056 K 3169 L 3292 M 3423 COL 2610 LE1 2610 LE2 2870 LE3 2996 LE4 3421
	<b>Collective@Lounge</b>  <b>Standard Features</b> upholstered back and seat wood exterior bolsters attached with snap hooks seat width: 51 seat height: 17½ seat depth: 20 arm height: 24 com ydg: 7 col sq ft: 126 bolster com ydg: 11½ bolster col sq ft: 27 exposed wood surface is maple veneer; frame interior is hardwood glued with double dowels and reinforced with wood screws; base is steel structure with silver powder coat finish; seat foundation is interlaced webbing; seat interior is high resilient foam with super soft wrap; back support is webbing with woven overlay; back interior is high resilient foam with super soft wrap	<b>ULL4576</b>  <b>Specify Options</b> 1. finish* 2. textile or leather, see pg. 65 for additional information* 3. cal133	65%	30	30%	242	COM 3036 A 3158 B 3246 C 3333 D 3421 E 3508 F 3666 G 3841 H 4016 I 4208 J 4418 K 4646 L 4891 M 5153 COL 3527 LE1 3527 LE2 4047 LE3 4299 LE4 5150
	<b>Collective@Lounge</b>  <b>Standard Features</b> upholstered back and seat wood exterior extruded aluminum lamp with frosted glass shade bolster attached with snap hooks seat width: 57 seat height: 17½ seat depth: 20 arm height: 24 com ydg: 7 col sq ft: 126 bolster com ydg: 1 bolster col sq ft: 18 exposed wood surface is maple veneer; frame interior is hardwood glued with double dowels and reinforced with wood screws; base is steel structure with silver powder coat finish; seat foundation is interlaced webbing; seat interior is high resilient foam with super soft wrap; back support is webbing with woven overlay; back interior is high resilient foam with super soft wrap	<b>ULL4576-LL</b>  <b>Specify Options</b> 1. finish* 2. textile or leather, see pg. 65 for additional information* 3. cal133	73%	30	30%	242	COM 3384 A 3506 B 3594 C 3681 D 3769 E 3856 F 4014 G 4189 H 4364 I 4556 J 4766 K 4994 L 5239 M 5501 COL 3875 LE1 3875 LE2 4395 LE3 4647 LE4 5498
	<b>Collective@Lounge</b>  <b>Standard Features</b> upholstered back and seat wood exterior extruded aluminum lamp with frosted glass shade bolster attached with snap hooks seat width: 57 seat height: 17½ seat depth: 20 arm height: 24 com ydg: 7 col sq ft: 126 bolster com ydg: 1 bolster col sq ft: 18 exposed wood surface is maple veneer; frame interior is hardwood glued with double dowels and reinforced with wood screws; base is steel structure with silver powder coat finish; seat foundation is interlaced webbing; seat interior is high resilient foam with super soft wrap; back support is webbing with woven overlay; back interior is high resilient foam with super soft wrap	<b>ULL4576-LR</b>  <b>Specify Options</b> 1. finish* 2. textile or leather, see pg. 65 for additional information* 3. cal133	73%	30	30%	242	COM 3384 A 3506 B 3594 C 3681 D 3769 E 3856 F 4014 G 4189 H 4364 I 4556 J 4766 K 4994 L 5239 M 5501 COL 3875 LE1 3875 LE2 4395 LE3 4647 LE4 5498

**How To Order:**

Specify model number and options listed with each product section. **Options marked with an asterisk are required.** Failure to do so will delay order processing. Options without an asterisk will be made standard if not otherwise specified.  
EX: UGA2640.Merlot.Alloy.MilestoneMediumGray

COLLECTIVE@LOUNGE	DESCRIPTION/NOTES	MODEL	W	D	H	WT	LIST PRICE PER GRADE												
	<b>Collective@Lounge</b>	<b>ULS4586</b>	72%	30	30%	322	<b>COM 3680</b>												
	<p><b>Standard Features</b> upholstered back and seat wood exterior bolsters attached with snap hooks seat width: 60 seat height: 17½ seat depth: 20 arm height: 24 com ydg: 9 col sq ft: 162 bolster com ydg: 1½ bolster col sq ft: 27 exposed wood surface is maple veneer; frame interior is hardwood glued with double dowels and reinforced with wood screws; base is steel structure with silver powder coat finish; seat foundation is interlaced webbing; seat interior is high resilient foam with super soft wrap; back support is webbing with woven overlay; back interior is high resilient foam with super soft wrap</p>	<p><b>Specify Options</b> 1. finish* 2. textile or leather, see pg. 65 for additional information* 3. cal133</p>	<b>A 3837</b>	<b>B 3950</b>	<b>C 4062</b>	<b>D 4175</b>	<b>E 4287</b>	<b>F 4490</b>	<b>G 4715</b>	<b>H 4940</b>	<b>I 5187</b>	<b>J 5457</b>	<b>K 5750</b>	<b>L 6065</b>	<b>M 6402</b>	<b>COL 4312</b>	<b>LE1 4312</b>	<b>LE2 4980</b>	<b>LE3 5304</b>
	<b>Collective@Lounge</b>	<b>ULS4586-LL</b>	82¼	30	30%	322	<b>COM 4028</b>												
	<p><b>Standard Features</b> upholstered back and seat wood exterior extruded aluminum lamp with frosted glass shade bolster attached with snap hooks seat width: 66 seat height: 17½ seat depth: 20 arm height: 24 com ydg: 9 col sq ft: 162 bolster com ydg: 1 bolster col sq ft: 18 exposed wood surface is maple veneer; frame interior is hardwood glued with double dowels and reinforced with wood screws; base is steel structure with silver powder coat finish; seat foundation is interlaced webbing; seat interior is high resilient foam with super soft wrap; back support is webbing with woven overlay; back interior is high resilient foam with super soft wrap</p>	<p><b>Specify Options</b> 1. finish* 2. textile or leather, see pg. 65 for additional information* 3. cal133</p>	<b>A 4185</b>	<b>B 4298</b>	<b>C 4410</b>	<b>D 4523</b>	<b>E 4635</b>	<b>F 4838</b>	<b>G 5063</b>	<b>H 5288</b>	<b>I 5535</b>	<b>J 5805</b>	<b>K 6098</b>	<b>L 6413</b>	<b>M 6750</b>	<b>COL 4660</b>	<b>LE1 4660</b>	<b>LE2 5328</b>	<b>LE3 5652</b>
	<b>Collective@Lounge</b>	<b>ULS4586-LR</b>	82¼	30	30%	322	<b>COM 4028</b>												
	<p><b>Standard Features</b> upholstered back and seat wood exterior extruded aluminum lamp with frosted glass shade bolster attached with snap hooks seat width: 66 seat height: 17½ seat depth: 20 arm height: 24 com ydg: 9 col sq ft: 162 bolster com ydg: 1 bolster col sq ft: 18 exposed wood surface is maple veneer; frame interior is hardwood glued with double dowels and reinforced with wood screws; base is steel structure with silver powder coat finish; seat foundation is interlaced webbing; seat interior is high resilient foam with super soft wrap; back support is webbing with woven overlay; back interior is high resilient foam with super soft wrap</p>	<p><b>Specify Options</b> 1. finish* 2. textile or leather, see pg. 65 for additional information* 3. cal133</p>	<b>A 4185</b>	<b>B 4298</b>	<b>C 4410</b>	<b>D 4523</b>	<b>E 4635</b>	<b>F 4838</b>	<b>G 5063</b>	<b>H 5288</b>	<b>I 5535</b>	<b>J 5805</b>	<b>K 6098</b>	<b>L 6413</b>	<b>M 6750</b>	<b>COL 4660</b>	<b>LE1 4660</b>	<b>LE2 5328</b>	<b>LE3 5652</b>
	<b>Collective@Lounge</b>	<b>UBD4568</b>	68	20	18	118	<b>COM 1693</b>												
	<p><b>Standard Features</b> wood exterior upholstered seat seat width: 48 seat height: 18 seat depth: 20 com ydg: 1¾ col sq ft: 32 exposed wood surface is maple veneer; frame interior is hardwood glued with double dowels and reinforced with wood screws; base is steel structure with silver powder coat finish; seat foundation is interlaced webbing; seat interior is high resilient foam with super soft wrap</p>	<p><b>Specify Options</b> 1. finish* 2. textile or leather* 3. cal133</p>	<b>A 1723</b>	<b>B 1745</b>	<b>C 1767</b>	<b>D 1789</b>	<b>E 1811</b>	<b>F 1850</b>	<b>G 1894</b>	<b>H 1938</b>	<b>I 1986</b>	<b>J 2038</b>	<b>K 2095</b>	<b>L 2156</b>	<b>M 2222</b>	<b>COL 1818</b>	<b>LE1 1818</b>	<b>LE2 1950</b>	<b>LE3 2014</b>

COLLECTIVE@LOUNGE	DESCRIPTION/NOTES	MODEL	W	D	H	WT	LIST PRICE PER GRADE
	<b>Collective@Lounge</b>  <b>Standard Features</b> upholstered back, seat and exterior bolsters attached with snap hooks wood accent at base of chair seat width: 19 seat height: 17½ seat depth: 20 arm height: 24 com ydg: 6½ col sq ft: 117 bolster com ydg: 1½ bolster col sq ft: 27 exposed wood surface is maple veneer; frame interior is hardwood glued with double dowels and reinforced with wood screws; base is steel structure with silver powder coat finish; seat foundation is interlaced webbing; seat interior is high resilient foam with super soft wrap; back support is webbing with woven overlay; back interior is high resilient foam with super soft wrap	<b>ULC4562</b>  <b>Specify Options</b> 1. finish* 2. textile or leather, see pg. 65 for additional information* 3. cal133	36	31	30¼	97	<b>COM 2274</b> <b>A 2388</b> <b>B 2469</b> <b>C 2550</b> <b>D 2631</b> <b>E 2713</b> <b>F 2859</b> <b>G 3021</b> <b>H 3184</b> <b>I 3363</b> <b>J 3558</b> <b>K 3769</b> <b>L 3996</b> <b>M 4240</b> <b>COL 2730</b> <b>LE1 2730</b> <b>LE2 3213</b> <b>LE3 3447</b> <b>LE4 4237</b>
	<b>Collective@Lounge</b>  <b>Standard Features</b> upholstered back, seat and exterior bolsters attached with snap hooks wood accent at base of chair seat width: 51 seat height: 17½ seat depth: 20 arm height: 24 com ydg: 10½ col sq ft: 189 bolster com ydg: 1½ bolster col sq ft: 27 exposed wood surface is maple veneer; frame interior is hardwood glued with double dowels and reinforced with wood screws; base is steel structure with silver powder coat finish; seat foundation is interlaced webbing; seat interior is high resilient foam with super soft wrap; back support is webbing with woven overlay; back interior is high resilient foam with super soft wrap	<b>ULL4572</b>  <b>Specify Options</b> 1. finish* 2. textile or leather, see pg. 65 for additional information* 3. cal133	67½	31	30¼	118	<b>COM 2959</b> <b>A 3143</b> <b>B 3274</b> <b>C 3405</b> <b>D 3536</b> <b>E 3668</b> <b>F 3904</b> <b>G 4166</b> <b>H 4429</b> <b>I 4718</b> <b>J 5033</b> <b>K 5374</b> <b>L 5741</b> <b>M 6135</b> <b>COL 3696</b> <b>LE1 3696</b> <b>LE2 4476</b> <b>LE3 4854</b> <b>LE4 6130</b>
	<b>Collective@Lounge</b>  <b>Standard Features</b> upholstered back, seat and exterior bolsters attached with snap hooks wood accent at base of chair seat width: 60 seat height: 17½ seat depth: 20 arm height: 24 com ydg: 13¼ col sq ft: 239 bolster com ydg: 1½ bolster col sq ft: 27 exposed wood surface is maple veneer; frame interior is hardwood glued with double dowels and reinforced with wood screws; base is steel structure with silver powder coat finish; seat foundation is interlaced webbing; seat interior is high resilient foam with super soft wrap; back support is webbing with woven overlay; back interior is high resilient foam with super soft wrap	<b>ULS4582</b>  <b>Specify Options</b> 1. finish* 2. textile or leather, see pg. 65 for additional information* 3. cal133	76½	31	30¼	139	<b>COM 3595</b> <b>A 3827</b> <b>B 3992</b> <b>C 4158</b> <b>D 4324</b> <b>E 4489</b> <b>F 4787</b> <b>G 5119</b> <b>H 5450</b> <b>I 5814</b> <b>J 6212</b> <b>K 6642</b> <b>L 7106</b> <b>M 7603</b> <b>COL 4528</b> <b>LE1 4528</b> <b>LE2 5514</b> <b>LE3 5992</b> <b>LE4 7605</b>

**How To Order:**

Specify model number and options listed with each product section. **Options marked with an asterisk are required.** Failure to do so will delay order processing. Options without an asterisk will be made standard if not otherwise specified.  
EX: UGA2640.Merlot.Alloy.MilestoneMediumGray