

WalthamSwivel

j





Traditional styling combined with the best of function and ergonomics. Tufted upholstery allows for a more elaborate appearance while the standard upholstery keeps it simple. A pneumatic lift and tension control further personalizes the chair for easy adjustment.



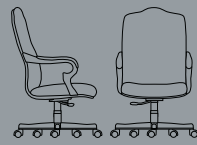
Jofco

P.O. Box 71
Jasper, Indiana 47547-0071
Toll free: 1-800-23-JOFCO
Tel: 812-482-5154
Email: furniture@jofco.com
www.jofco.com

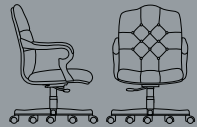


24½ w | 28 d | 45½ h

High Back

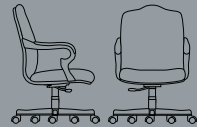


24½ w | 28 d | 45½ h



24½ w | 28 d | 40¾ h

Mid Back



28 w | 22½ d | 40¾ h