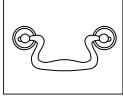
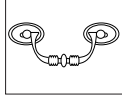
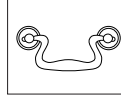


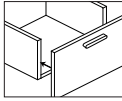
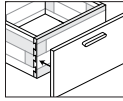
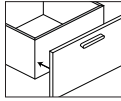


Walden Reference Guide

| Comparison | Walden | Walden 2011 |
|--------------------------------------|---|--|
| <p>Hardware</p> | <p>Hardware Option</p>  <p>Walden</p> <p>Knob finish - Antique Brass</p> | <p>Hardware Options</p>   <p>Winslow Walden</p> <p>Knob finish options - Antique Brass to match Walden; Pewter to match Winslow</p> |
| <p>Molding</p> | <p>Open Corner Credenza available with molding option</p> | <p>All Credenzas available with molding option</p> |
| <p>Top Shape</p> | <p>Desk top shaped all sides</p> <p>Credenzas and Upper Storage Units shaped all sides</p> <p>Bookcases shaped front only</p> | <p>Pedestal and Table Desk top shaped all sides</p> <p>Run-off desks shaped all sides with reverse shape on connecting end</p> <p>Credenzas and Upper Storage Units shaped three sides</p> <p>Select bookcases shaped three sides; all other bookcases shaped front only</p> |
| <p>Flat Cut for Flush Fit</p> | <p>No flat cut option</p> | <p>Bridge and Return - flat cut on connecting ends</p> <p>Credenza and Storage Units - flat cut option on left, right, or both sides</p> |
| <p>Drawer Configuration</p> | <p>Desk - box/file pedestal with arm slide</p> <p>Return - box/box/file pedestals</p> <p>Credenza - box/file pedestals</p> | <p>Desk - pencil/box/file pedestal with arm slide</p> <p>Return and Credenza - box/box/file standard, file/file optional</p> |



Walden Reference Guide

| Comparison | Walden | Walden 2011 |
|--|---|--|
| Drawer Size | All pedestals are 18”w | Desk Pedestal - Chassis over 66”w - 18”w Chassis 66”w and under - 15”w All Return Pedestals are 15”w Credenza Pedestal - Units over 66”w - 18”w / 36”w Units 66”w & under - 15”w / 30”w |
| Drawer Box |  Wood |   Mosaic Wood (standard) V-Fold (optional) |
| Tasklights/Tackboards | Standard on overhead storage | Optional |
| Returns | Top Grommet - Standard | Top Grommet - Optional |
| Bridges | Wire management opening with black trim insert (located top-center of kneespace) | Wire management space between top and back panel (located along entire length of bridge) Top Grommet - Optional Removeable modesty panel |
| Kneespace & Open Corner Credenzas | | Wire management space between top and back panel (located along entire length of unit) Top Grommet - Optional |
| Lateral Files | Reinforced Drawer Bottom - Optional | Reinforced Drawer Bottom - Standard |



Walden Reference Guide

| Comparison | Walden | Walden 2011 |
|---|--|---|
| Storage Doors - Overhead | Door options - with molding or without molding | Door options - with molding, without molding, grill, and glass |
| Storage Doors - Overhead with Tower, Step-up, Work-surface Tower, Floor Unit | Grill and Glass offered as separate model numbers Beveled Glass | Grill and Glass optional Flat-edged Glass |
| Dimensional | Adheres to a strict 6" planning module: - Credenza width up to 72" - Overhead Storage widths to 72", 54" and 36" | Based on a metric scale: - Credenza width up to 108" - 20"d modular credenza components - Overhead Storage widths 92", 86", 74", 68" and 62" |
| Construction and Assembly | Mortise and Tenon | Mortise & Tenon/Bore & Dowel |
| Optional Grommet | Finish - Antique Brass | Finish options - Antique Brass to match Walden pull; Black to match Winslow |
| Locks | Located in the center bar | Located in upper right corner of pedestal (facing) |
| Bookcases | No adjustable glides Back Panel - unfinished standard, finished optional | Adjustable glides Back Panel - finished standard, unfinished optional |
| Wardrobes | 30"w Pull out coat hanger | 20"w and 30"w Coat Rod |