

Jofco

Reflections 2011
Effective: January 1, 2011

j

REFLECTIONS 2011

Reflections Price List

General Information & Terms of Sale	2-5	Bookcases56
Specifications	6-13	Storage/Wardrobe Units57
Typicals	14-15	Freestanding Lateral Files58
Desks	16-22	Mobile Pedestal59
Returns23	Lateral Files without Top59
Bridges24	24" d Modular Components60-61
Credenzas25-28	24" d Modular Components without Top62-63
Computer Support29	Desk Shells64
Overhead Storage30-37	Desk Pedestals65
Overhead Storage with Paper Management38-45	Return Shells66
Wall Mounted Storage46-48	Return Pedestals66-67
Wall Mounted Tackboards49	Credenza Shells68
Wall Mounted Storage with Paper Management50-52	Credenza Pedestals68-69
Wall Mounted Tackboards with Paper Management53	Center Drawers70
Tasklights54	Digital Lock Units71-72
Step-Up Overhead Storage54	Index73-74
Worksurface Storage Towers55		
Overhead Storage Tops55		

Jofco memberships include:



Sustainability

Jofco is a Forest Stewardship Council (FSC) certified manufacturing facility. Reflections is BIFMA level™ 2 certified by SCS and made in the United States.



General Information

Pricing and Terms

Prices found in this book are list prices in U.S. dollars for standard product and do not include storage, installation or taxes. Prices are effective the date printed on the front cover or on a Jofco-issued sticker and supersede all other printed price lists. Shipments are F.O.B Jasper, Indiana, are prepaid, and allowed to dealers dock in the 48 contiguous states. Export pricing is available through the sales department.

All illustrations, specifications and prices are based on information available at the time of printing and are subject to change without notice. Measurements are rounded to the nearest 1/8". Product changes, including but not limited to design, color, material, construction and discontinuance, are at the discretion of Jofco at any time without prior notice.

Orders can only be received from dealers authorized by Jofco. Acceptance of orders will be subject to credit approval, and barring any acts of government or any other cause beyond our control (strikes, fire, embargo of materials, etc.), shipments will be invoiced at the published price at time of order. Standard terms are 1% - 15 days, net 30 days. Finance charges will be added on delinquent accounts over 30 days.

Sustainability

Jofco is a Forest Stewardship Council (FSC) certified manufacturing facility and is a proud member of the US Green Building Council. Several Jofco casegoods, including Reflections, are BIFMA level™ 2 certified. Jofco is committed to cultivating environmentally sound practices in all aspects of its operations while continuing to produce high quality office furniture. Visit www.jofco.com for the Jofco environmental statement, FSC Chain of Custody certificate, and BIFMA e3 information.



FSC Certificate Code:
SCS-COC-001722



Quotes and Acknowledgements

Quotes from Jofco must be accepted within 60 days or they will need to be re-submitted. All accepted orders are confirmed via Acknowledgement. The Acknowledgement lists detailed information pertaining to the order as well as an anticipated shipping date. It is the purchaser's responsibility to immediately verify the information is correct and notify Jofco in writing of any changes. Order changes may result in adjustment of ship date.

Changes and Cancellations

Acknowledged orders are not subject to change or cancellation. In the event Jofco is able to stop an order prior to full production or finish, a fee will apply. Restocking fees applicable to non-stocked textile or leathers may also apply. Special finishes or items of special construction cannot be cancelled once production has begun.

Storage

If purchaser cannot accept delivery upon order completion, a storage fee will apply and purchaser will be invoiced for the order. Larger orders may require purchaser to arrange for a climate controlled outside storage facility. Extreme temperatures and/or humidity will void Jofco warranty. Purchaser bears all risks associated with third-party storage and is responsible for transporting furniture to final destination.

Delivery

Jofco products are shipped via Jofco trucks or contract carrier when possible. Shipments are consigned to, and are the property of, the dealer once it leaves our dock. Jofco reserves the right to select the most appropriate routing and will honor specific requests when possible.

Delivered orders are subject to a minimum charge of \$150 net for shipping/handling on orders less than 300 lbs. Inside delivery is not included in any pricing. Our contract carriers quote directly for this service.

Damages and Claims

Jofco products are packed in cartons and meet or exceed existing codes for furniture and seating. If you detect damaged product or shortages, do not refuse the order. Note all discrepancies on the bill of lading and immediately file a claim with the carrier. Products are delivered to the shipper in good condition and Jofco's liability ceases at that time. Storage in areas of uncontrolled humidity and temperature may cause damage and void Jofco warranties.

Concealed damages must be reported to the carrier for their inspection within 15 days of delivery. Do not destroy cartons or move the product until the carrier has inspected for damages as it may void your claim.

Returns and Repairs

Factory authorization must be secured prior to any repair being made and a written Return Goods Authorization (RGA) must be secured prior to the return of any product. The RGA must be used within 30 days of issuance and all products to be returned must be properly cartoned and protected to avoid additional damage. Damages other than noted on the original RGA as well as missing parts may be adjusted in the credit and will be so noted.

Returns due to buyer's order errors will be considered based on condition, finish and product. Those items deemed returnable will be subject to a minimum 25% return/restock fee and must be returned pre-paid freight. Freight collect items will be refused.

General Casegoods Warranty

Jofco's warranty covers repair or replacement of any part or parts found to be defective, subject to normal wear and tear and proper care. Damages resulting from misuse, abuse, negligent use or modification will not qualify for warranty replacement. File drawers are manufactured for hanging files only. Bottom loading will void warranty. The warranty applies to products manufactured by Jofco after March 1, 2006 and supercedes previously expressed warranties.

Jofco casegoods are warranted to the original purchaser to be free from defects in workmanship under normal, single shift use for a period of ten (10) years from date of initial shipment. Jofco warrants textiles and leathers for a period of two years from the date of initial shipment to the original purchaser effective the date of this price list. COM and COL materials are not covered under Jofco's warranty. All warranty claims must be made in writing.

Natural variations in grain, color or texture are inherent in wood and leather. Variations will be more noticeable when lighter finishes are specified. Differences may be detected between finishes applied to solid wood versus wood veneer. Cherry and maple veneer are photosensitive which may result in a deepening of color. None of these natural characteristics should be considered defects under this warranty.

Reflections Order Information

Jofco makes every effort to publish accurate and complete price lists. Please review the following section to ensure you can find all the information needed to fully specify our products.

A Description/Notes gives a description of the model numbers in that grouping.

B Model is an identification of the product.

C Dimensions given in this price list are nominal and rounded to the nearest 1/8".

D Pricing is list price. Under Specify Options you may find some additional upcharges.

E Illustrations are based on information available at the time of printing and are subject to change without notice.

F Standard Features tells you what features are standard on the product.

G Specify Options gives you a step-by-step guide for building a complete specification. Options with an asterisk (*) are mandatory to make the order complete.

Modification Pricing is available on select product.

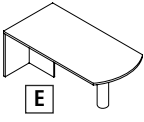
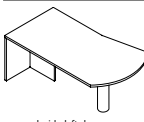
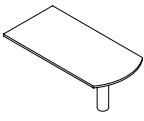
Ordering Information

Authorized Jofco dealers may order by email, fax or mail.

Jofco
P.O. Box 71
Jasper, IN 47547-0071
Fax: 812-634-2392
Email: furniture@jofco.com

Orders in the form of an email attachment should be sent to the attention of your Jofco Sales Coordinator. Phone orders must be confirmed in writing.

Example:
RF1DPB1-4172.WL1.TF.A3.PBME.

Jofco		Reflections				
		A	B	C	D	
DESKS	DESCRIPTION/NOTES	MODEL	W	D	H	PRICE
	Arc End Desk F Standard Features use in U-shape configurations top shaped three sides one side flat 6" dia. veneer wrapped post adjustable levelers/glides kneespace height: 27%	RF1LEA1-3684	84%	36%	28%	2294
		RF1LEA1-3672	72%	36%	28%	2086
		RF1LEA1-3072	72%	29%	28%	1995
	Wing Top Desk F Standard Features use in U-shape configurations top shaped three sides one side flat 6" dia. veneer wrapped post adjustable levelers/glides kneespace height: 27%	RF1LEY1L-4284	84%	42%	28%	2371
		RF1LEY1R-4284	84%	42%	28%	2371
		RF1LEY1L-4272	72%	42%	28%	2156
	Arc End Run-Off Desk F Standard Features use in L-shape configurations top shaped three sides one side flat 6" dia. veneer wrapped post adjustable levelers/glides kneespace height: 27%	RF1LRA1-3666	66%	36%	28%	1587
		RF1LRA1-3060	60%	29%	28%	1428
		RF1LRA1-3054	54%	29%	28%	1297
		G Specify Options 1. walnut, cherry or maple veneer* 2. finish* 3. edge 1 profile, no upcharge, see pg. 8* 4. edge 2 profile, add \$190, see pg. 8* 5. laminate tops available, see pg. 8 6. 4" dia. black or silver post, add no upcharge 7. grommet, add \$159, see pg. 10 8. v-fold center drawer, add \$266 9. mosaic wood center drawer, add \$282 partial wood hanging modesty -3684, add \$787 -3672, add \$722 -3072, add \$722				
		G Specify Options 1. walnut, cherry or maple veneer* 2. finish* 3. edge 1 profile, no upcharge, see pg. 8* 4. edge 2 profile, add \$190, see pg. 8* 5. laminate tops available, see pg. 8 6. 4" dia. black or silver post, add no upcharge 7. grommet, add \$159, see pg. 10 8. v-fold center drawer, add \$266 9. mosaic wood center drawer, add \$282 partial wood hanging modesty -4284, add \$787 -4272, add \$722				
		G Specify Options 1. walnut, cherry or maple veneer* 2. finish* 3. edge 1 profile, no upcharge, see pg. 8* 4. edge 2 profile, add \$190, see pg. 8* 5. laminate tops available, see pg. 8 6. 4" dia. black or silver post, add no upcharge 7. grommet, add \$159, see pg. 10 8. v-fold center drawer, add \$266 9. mosaic wood center drawer, add \$282 partial wood hanging modesty -3666, add \$656 -3060, add \$590 -3054, add \$525				
		How To Order:	Specify model number and options listed with each product section. Options marked with an asterisk are required. Failure to do so will delay order processing. Options without an asterisk will be made standard if not otherwise specified.			

Updated price lists can be found on our website, www.jofco.com.

Finish and Upholstery Information

Finishes Available

Casegoods finishes are formulated to match seating and occasional table finishes as closely as possible. Finishes applied to solid wood reflect differently than finishes applied to veneers so slight variations in color may occur.

On Maple Wood Species

Linen
Butterscotch
Cinnamon
Ebony

On Walnut Wood Species

Paprika
Toffee
Tuscany
Sienna
Amaretto
Espresso
Mocha

On Cherry Wood Species

Caramel
Gingersnap
Merlot
Bordeaux
Java

Requests to have a series produced in a non-standard wood species should be given in writing to Jofco customer support. A minimum 10% upcharge will apply and lead times may be extended.

Certified Wood

Jofco is a Forest Stewardship Council (FSC) certified manufacturing facility. All wood products are available with optional FSC-certified core and veneer to meet the LEED requirement for certified wood. FSC-certified materials are available upon request only. Contact your Jofco Sales Coordinator for more information.

Finish and Color Matching

Veneers and solids are matched as closely as possible for acceptable blend and color match. Natural wood in all forms is uniquely varied. These characteristics are acceptable within our strict limits and reflect the natural beauty of wood.

Special Finishes or Colors

Requests for special finishes must include a sample of the requested color. Jofco will create a matching sample and send it to the dealer along with an acceptance form. The order will not be entered and lead time will not begin until a signed copy of the acceptance form is received.

Bleaching or distressed finishes are not available.

Upholstery and Leather Matching

Due to industry dye-lot variations in textiles and leathers, colors may vary slightly between runs of fabric and leather. If precise match is desired, please provide a swatch of the previous dye-lot and the number if possible. Jofco endeavors to match as closely as possible to commercially acceptable standards.

Tackboard Textiles

Tackboards are optional with most overhead storage units. Tackboard pricing covers Jofco textiles grades A through L. COM or customer's own material can also be specified.

Customer's Own Materials

Jofco tries to accommodate all requests for materials outside the Jofco standard textile or leather library. Directional fabrics, the size of the repeat, width of the fabric, and total number of tackable panels, all affect the total requirement for fabric. Please send a sample of the fabric and we will advise you of the material requirements needed. Allow for ample time necessary to send Jofco a sample of the non-standard textile or leather to ascertain correct yardage. Appearance, durability or behavior of the material is not the responsibility of Jofco. COM materials are not covered under Jofco's warranty. Requests for Jofco to order textiles and leathers outside of its library will be considered but will require a \$125 additional charge.

Copy and fill out the form on the following page and send to the following address:

Jofco COM Sample
P.O. Box 71
402 East 13th Street
Jasper, IN 47546
Attn: Jofco Customer Service
Tag: PO Number

Shipping COM to Jofco

Once approved, the purchaser is responsible for shipping the material to Jofco at the following address. All labels on packages must be marked with the dealers name, address and purchase order number.

Jofco
Shipping Area
Attn: South Seating/PO Number
305 East 12th Avenue
Jasper, IN 47546

Jofco must receive the material within five (5) working days of receiving purchase order. If material is not received within the specified time, the ship date will be adjusted.

Reflections Textile Sample Form

Instructions

In order for us to properly apply your COM or COL, please copy this form and attach a 4" x 4" sample indicating the direction it should be used on the product. Send one form per material to the following address:

Jofco COM/COL Sample
P.O. Box 71
402 East 13th Street
Jasper, IN 47546
Attn: Jofco Customer Service
Tag: PO Number

Written instructions must accompany orders for COM fabrics with stripes, large repeats or patterns, indicating the direction desired and which side of the material is to be the exterior. Orders will be held subject to customer notification of the above information.

COM materials are not covered under Jofco's warranty.

Orders for casegoods using COM fabrics will not be scheduled until the fabric is received, inspected and approved. Jofco's approval of fabric is for the purpose of ascertaining correct yardage and general condition of the fabric. Appearance, durability or behavior of the fabric is not the responsibility of, nor warranted by Jofco.

Normal lead times will apply *after* fabric is received.

Fabric Information

Manufacturer: _____

Pattern Name: _____

Pattern Number: _____

Color Name: _____

Color Number: _____

Content: _____

Repeat Information: _____

Other Information: _____

Order Information

Acknowledgement #: _____ Purchase Order #: _____

Jofco Representative: _____

Customer Name: _____

Contact: _____

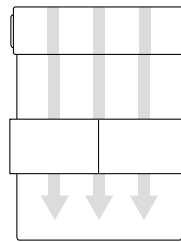
Address: _____

Phone: _____ Fax: _____

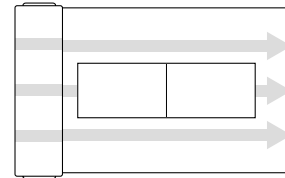
Model Number Receiving COM/COL: _____

Select off the bolt application:

With the Nap
(Standard)



Railroaded



Attach 4" x 4" sample here.



Reflections Specifications

Materials

All exterior surfaces of cases are cherry, maple, or walnut veneers with veneer bands.

All wood is thoroughly air-seasoned, kiln dried and the moisture content controlled to 6-8% at time of assembly.

All face veneers are flat cut and book-matched to ensure consistency of grain pattern. They are carefully selected for uniform appearance, figure and color.

All tops are reverse slip-matched. All tops, panels and drawer fronts are glued with PVA resin glues in a hot plate press. All assembly glues are non-organic and of a polyvinyl acetate type.

Top Construction

All tops are made of 3-ply construction. Tops with Edge 1 profile are 1 $\frac{3}{16}$ " thick. Tops with Edge 2 profile are 1 $\frac{1}{2}$ " thick.

All tops are securely fastened by screws driven through wood cleats or metal connector plates.

Case Construction

Construction is a combination of mortise and tenon with bore and dowel.

Outside end panel is rimmed with veneer bands.

All end panels are 1 $\frac{3}{16}$ " thick and 3-ply construction. Inside end panels $\frac{3}{4}$ " are rimmed with veneer band.

Drawer Construction

The standard V-fold drawer interior is a 1/2" durable, mitre-fold drawer system. The five sided drawer is mitred, glued and doweled. The drawer front is veneer rimmed particle board and is attached to the four sided drawer box.

The optional mosaic drawer interior is a 1/2" thick solid wood drawer interior made from Birch lumber. The four sided drawer box is edge glued and constructed with finger joints. The mosaic wood pattern allows for more yield during manufacturing.

These high tech drawers offer benefits of field interchangeability of drawer fronts. All drawers meet or exceed BIFMA testing standards. They have passed the 50,000 cycle performance test established by BIFMA.

All drawers are equipped with ball bearing, full extension suspensions which provide smooth, effortless access to the full depth of the drawer.

File drawers in pedestals are provided with filing system for hanging folders.

Locking

All desk, credenzas and freestanding pedestals with drawers are face locked. Locks are located in the upper right corner of top drawer. Door locks are available as an option.

Modification Pricing

Add modification pricing to list price.

Grommet, field installed	\$.38 each
Grommet, factory installed	\$.159 each
Use of non-standard laminates	Call for Quote
Use of FSC-certified materials	Call for Quote

All product modification must be approved by Jofco. Pricing in the charts below are for general modification only. More complex modification may require custom quoting through customer service.

Example on how to use chart:

1. Increasing desk width from 108" to 119" - use pricing for Increase Top Width (\$214 + \$214) for total modification price of \$428
2. Increasing a desk width from 72" to 76" without modification to the pedestal - use pricing for Increase Shell Width (\$239).
3. Increasing a desk width from 72" to 77" with modification to the pedestal and kneespace - use pricing for Increase Shell Width (\$239) plus Any Pedestal Width (\$416) for a total modification price of \$655.

Overhead	Add On Per 6" Occurrence
Add width	\$614
Add depth	\$1050
Add width with doors	\$729
Add depth with doors	\$1125
Any Pedestal	
Add width	\$416
Add depth	\$470
Any Panel	
Add width	\$164
Any Top	
Add width	\$214
Add depth	\$307
Shell	
Add width (includes top and back)	\$239
Add depth (includes top and back)	\$370

Overhead	Add On Per 6" Occurrence
Deduct width	\$200
Deduct depth	\$200
Deduct width with doors	\$275
Deduct depth with doors	\$275
Any Pedestal	
Deduct width	\$150
Deduct depth	\$150
Any Panel	
Deduct width	\$.85
Any Top	
Deduct width	\$125
Deduct depth	\$125
Shell	
Deduct width (includes top and back)	\$115
Deduct depth (includes top and back)	\$115

Reflections Codes

Select	Code
Veneer	
Walnut	WL1
Cherry	CH1
Maple	MP1
Finish	
Walnut Finishes	
Paprika	PP
Toffee	TF
Tuscany	TS
Amaretto	AM
Sienna	SN
Espresso	ES
Mocha	MO
Special Finish	XF
Cherry Finishes	
Caramel	CR
Gingersnap	GS
Merlot	MR
Bordeaux	BR
Java	JV
Special Finish	XF
Maple Finishes	
Linen	LN
Butterscotch	BS
Cinnamon	CN
Ebony	EB
Special Finish	XF
Top Edge Profile	
Edge 1 Profiles - 1¾" thick	
Reed	B2
Refine	A3
Harmony	A2
Crescent .30	B1
Edge 2 Profiles - 1½" thick	
Curve	F3
Ease	E1
Reveal	E4
Laminate	
Caramel	LCR
Butterscotch	LBS
Linen	LLN
Ebony	LEB
Gingersnap	LGS
Merlot	LMR
Bordeaux	LBR
Paprika	LPP
Toffee	LTF
Tuscany	LTS
Amaretto	LAM
Sienna	LSN
Black Granite	L08
Sandstone	L09
Light Stone	L10
Greystone	L11
Special Laminate	LX

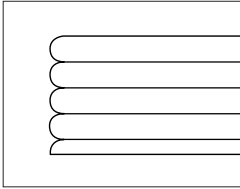
Select	Code
Top Grommet	
Reflections Top Grommet	G2B
Top Grommet Locations	
Left	A
Center	B
Right	C
Center End	D
End Panel Grommet	
Reflections End Panel Grommet	G7B
Hardware	
Balance, Nickel Finish	PBME
Bow, Matte Black Finish	PCMA
Tempo, Matte Black Finish	PDMA
Pitch, Matte Black Finish	PFMA
Vault Pull, Brushed Stainless	P6M8
Vault Pull, Mirror Stainless	P6M7
Finger Grip	PE
Drawer Box	
V-Fold	DRV
Mosaic Wood	DRM
Post	
6" Veneer Post	P6V
4" Diameter Black Post	P4A
4" Diameter Silver Post	P4B
Door Style	
Wood Door	DWW
Frameless Glass Door	DFG
Translucent Door	DVT
Modesty Panel	
Partial Wood Modesty	MPW
Without Modesty	MNO
Task Lighting	
LED	LTL
Fluorescent	TLT
Without Lighting	NLT
Back Style	
Unfinished Inset Back	B1
Finished Inset Back	B2
Finished Flush Back	B3

Reflections Options


Top Edge Profiles

Seven edge profiles are available, with six accepting laminate tops. Edge 1 profiles are 1 $\frac{3}{16}$ " thick. Edge 2 profiles are 1 $\frac{1}{2}$ " thick and require an upcharge.

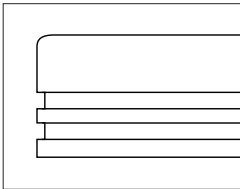
Edge 1 Profiles (1 $\frac{3}{16}$ " thick)



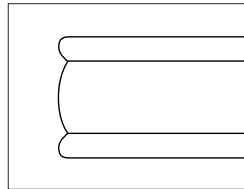
Reed (B2)
Accepts Laminate Top



Refine (A3)
Accepts Laminate Top

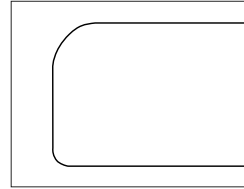


Harmony (A2)
Accepts Laminate Top




Crescent (B1)
Accepts Laminate Top

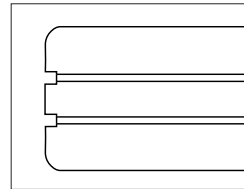
Edge 2 Profiles (1 $\frac{1}{2}$ " thick)



Curve (F3)



Ease (E1)
Accepts Laminate Top

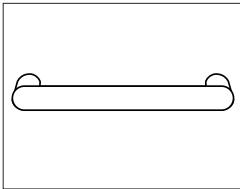


Reveal (E4)
Accepts Laminate Top

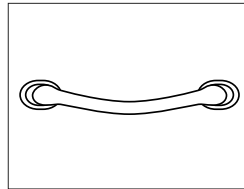
Hardware

Hardware includes five pull options and a finger grip option. An upcharge will be applied when specifying the finger grip.

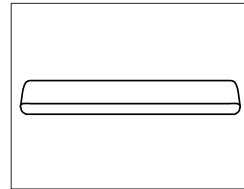
Hardware 1



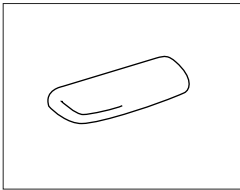
Balance
Nickel Finish (PBME)



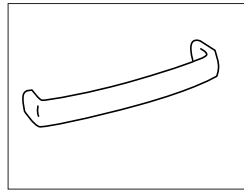
Bow
Matte Black Finish (PCMA)



Tempo
Matte Black Finish (PDMA)

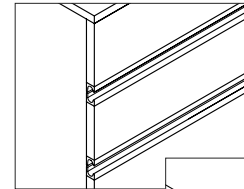


Pitch Pull
Matte Black (PFMA)

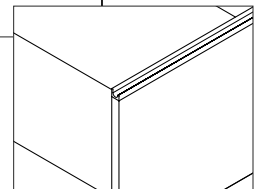


Vault Pull
Brushed Stainless (P6M8)
Mirror Stainless (P6M7)

Hardware 2



Finger Grip (PE)



Veneer + Finish

Reflections products may be specified in Walnut, Cherry or Maple wood species. FSC certified veneers are available upon request.

Walnut Veneer

Mocha (MO)
Paprika (PP)
Toffee (TF)
Tuscany (TS)
Amaretto (AM)
Sienna (SN)
Expresso (ES)

Cherry Veneer

Caramel (CR)
Gingersnap (GS)
Merlot (MR)
Bordeaux (BR)
Java (JV)

Maple Veneer

Linen (LN)
Butterscotch (BS)
Cinnamon (CN)
Ebony (EB)

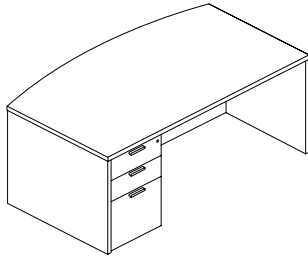
Reflections Working Edge Guidelines

Working Edge

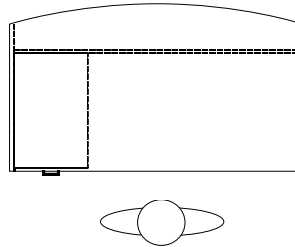
The illustrations below represent the orientation of the working edge on all runoff and single pedestal desks.

Single Pedestal Desk

Location of the pedestal determines position of the working edge on all single pedestal desks.

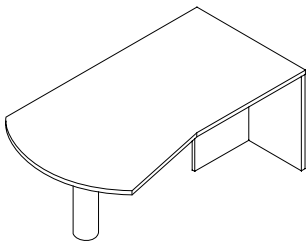


Left Shown

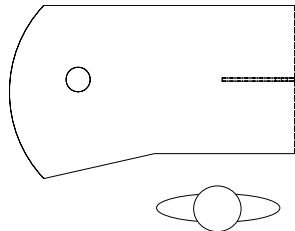


Wing Top Desk

Location of the post determines position of the working edge on all wing top desks; approach side of the desk is always a straight angle.



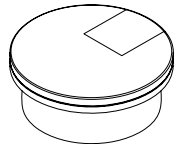
Left Shown



Reflections Grommet Specifications

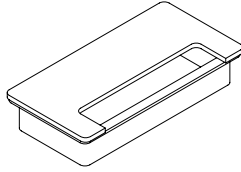
Grommet Types

Worksurface Grommets



G2B

End Panel Grommet

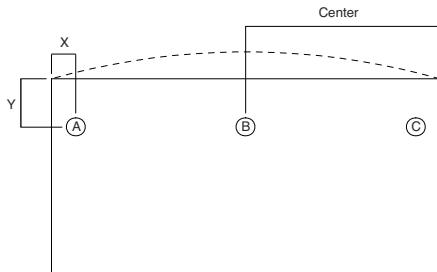


G7B

Worksurface Grommet Locations


The optional grommet locations on the desk, run-off desk, bridges, credenzas and returns are predetermined. Grommet locations are indicated below with an (A) for left, (B) for center, (C) for right and (D) for center end.

Desk



X: 4½"
Y: 8¼"

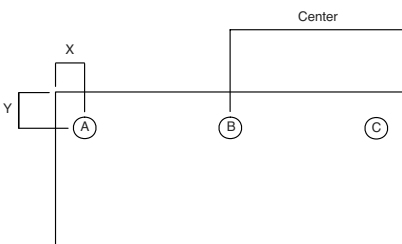
Arc End, Wing, Flare and Run-Off Desks



X: 4½"
Y: Center

Bridges, Credenzas and Returns

Center grommet is not available on open corner lateral credenzas and lateral returns due to the location of the pedestal.



X: 4½"
Y: 5"

Design Tip: Grommet not recommended over pedestal.

How To Order

Specify grommet type followed by grommet location A, B, C or D

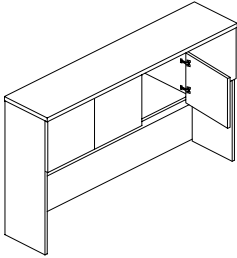
Example:

G2B - A

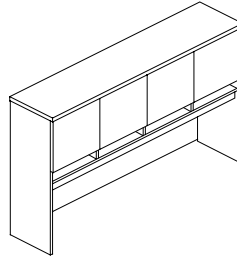
Reflections Overhead Storage

Overhead Storage

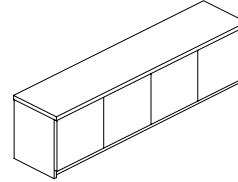
Overhead storage sizes range from 15" wide to 96" wide and are standard with self-pull doors. Paper management and/or wall mounted storage are available as features on specific items.



Self-Pull Doors
Standard on all overheads



Paper Management

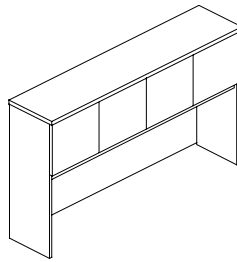


Wall Mounted Storage

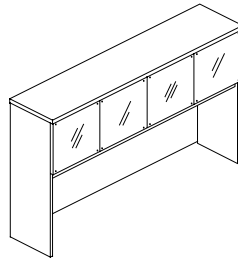
Overhead Storage Doors

Freestanding overhead storage, wall mounted storage, and worksurface towers are standard with wood doors (DWW). Two additional options include frameless glass doors (DFG) and translucent doors (DVT).

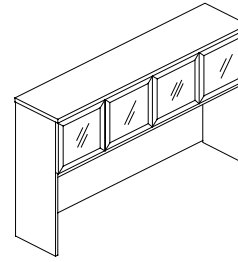
Full length doors, such as those used on wardrobes, are available with wood doors only.



Wood Doors (DWW)



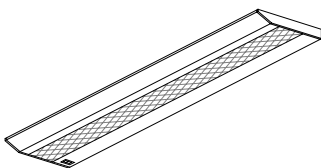
Frameless Glass Doors (DFG)
frosted glass



Translucent Doors (DVT)

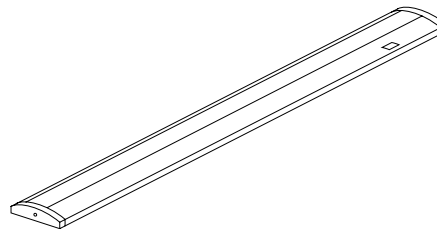
Overhead Storage Options

Tackboards and tasklights are optional on freestanding overhead storage, and must be ordered separately for wall mounted storage. Two tasklights are available: fluorescent (TLT) or LED (LTL). When specifying tackboard fabric, please visit www.jofco.com. See pricing pages to order tasklight and tackboards separately.



Fluorescent (TLT)

Installed Pricing
60" - \$325
48" - \$308
24" - \$271



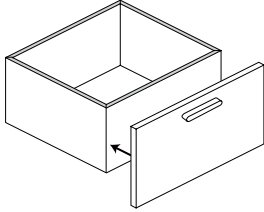
LED (LTL)

Installed Pricing
60" - \$325
48" - \$308
24" - \$271

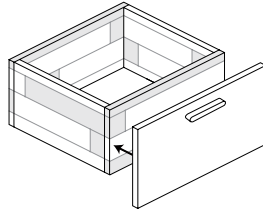
Reflections Drawer and Filing Capabilities

Drawer Options

Reflections is available with two drawer styles; v-fold is standard and mosaic wood is optional. Refer to the pricing pages for the mosaic wood upcharge.




V-Fold (DRV)
Standard



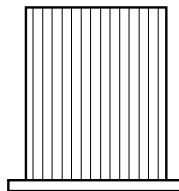
Mosaic Wood (DRM)
Optional

Standard Filing Options

15" w Return & Credenza Pedestal




Letter
Front to Back Only



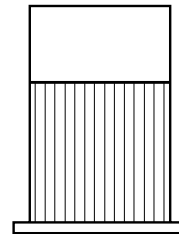
Legal
Side to Side Only

Used with all Returns
Used with Credenzas up to 66" w
Drawer Size: 13" w x 16" d

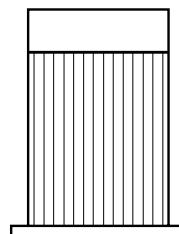
15" w Desk Pedestal



Letter
Front to back




Letter
Side to Side



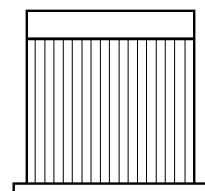
Legal
Side to Side Only

Used with Desks up to 66" w
Drawer Size: 13" w x 20" d

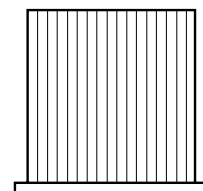
18" w Credenza Pedestal



Letter
Front to Back



Letter
Side to Side




Legal
Side to Side Only

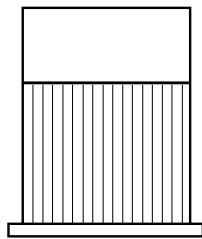
Used with Credenzas over 66" w
Drawer Size: 15" w x 16" d

Reflections Drawer and Filing Capabilities Continued

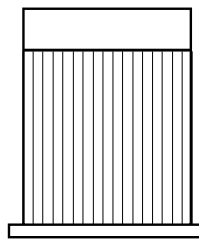
18" w Desk Pedestal



Letter
Front to Back



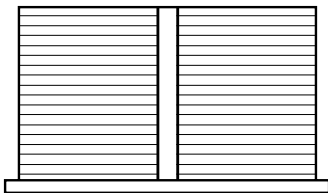
Letter
Side to Side



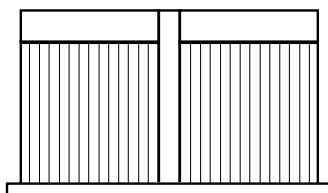
Legal
Side to Side Only

Used with Desks over 66" w
Drawer Size: 15" w x 20" d

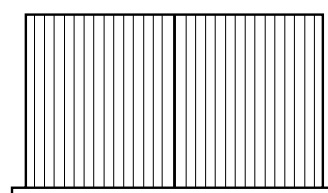
30" w Lateral File
Drawer Size 27" w x 16" d



Letter
Front to Back




Letter
Side to Side

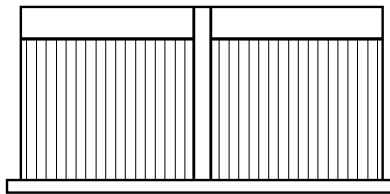


Legal
Side to Side

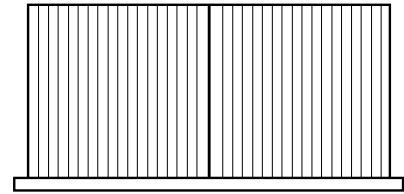
36" w Lateral File
Drawer Size 33" w x 16" d



Letter/Legal
Front to Back



Letter
Side to Side

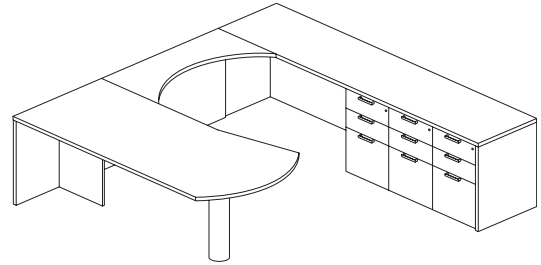


Legal
Side to Side

Reflections Typicals

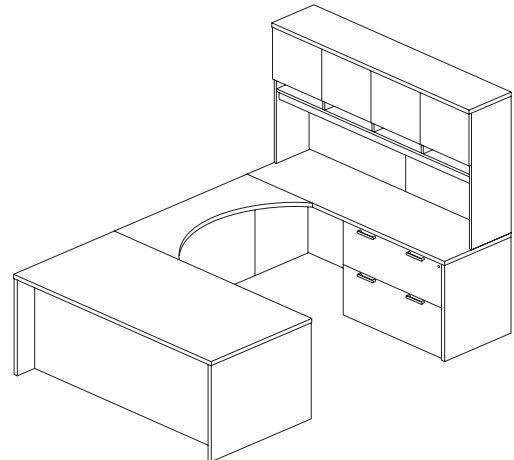
RF-1 U Shape Configuration

Model Number	Description	Page	Price
RF1LEY1L-4284	84" w Wing Top Desk	20	2371
RF3BMR2-2448	48" w Curved Bridge with Modesty Panel	24	1475
RF2CRS1-24108	108" w Credenza Shell	68	1863
RF7PUN1-2018 (Qty 3)	18" w Box/Box/File Pedestal	69	4227
Workstation List Price			\$9,936



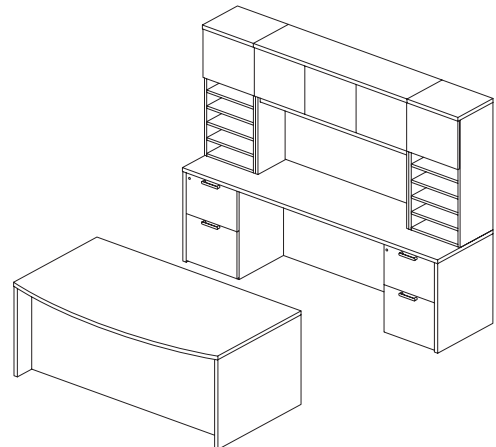
RF-2 U Shape Configuration with Back Storage

Model Number	Description	Page	Price
RF1SPR1L-3672	72" w Single Pedestal Desk	19	3332
RF3BMR2-2448	48" w Curved Bridge with Modesty Panel	24	1475
RF2OCL1R-2472	72" w Open Corner Credenza with Lateral	28	2910
RF4BNS1-1572	72" w Overhead with Wood Doors, Tackboard (COM) & 48" Tasklight Installed	42	4296
Workstation List Price			\$12,013



RF-3 Double Pedestal Desk with Storage

Model Number	Description	Page	Price
RF1DPB1-4172	72" w Double Pedestal Desk	16	4375
RF2CRS1-2490	90" w Credenza Shell	68	1478
RF7PUNM-2018 (Qty 2)	18" w File/File Pedestal	69	2818
RF5TSS8L-1518	18" w Worksurface Storage Tower with Wood Doors	55	1596
RF5TSS8R-1518	18" w Worksurface Storage Tower with Wood Doors	55	1596
RF4BOS1L-1554	54" w Overhead with Wood Doors, Tackboard (COM) & 48" Tasklight Installed	36	3710
Workstation List Price			\$15,573



Reflections Typicals

RF-4 Workwall Configuration with Storage

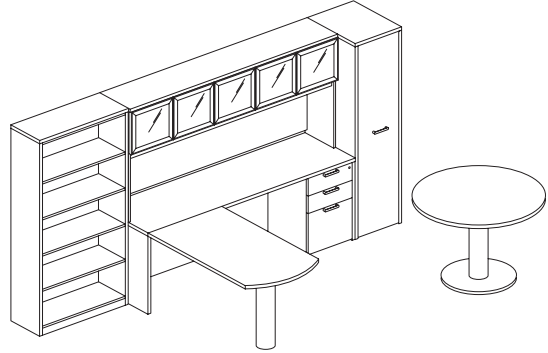
Work Station

Model Number	Description	Page	Price
RF1LRA1-3054	54" w Arc End Run-Off Desk with Silver Post	20	1297
RF2OCP1R-2484	84" w Open Corner Credenza with Box/Box/File	27	2904
RF4BOS1R-1584	84" w Overhead with Translucent Glass Doors, Tackboard (COM) & 60" Tasklight Installed	32	4826
RF6ADS1R-2419	19" w Wardrobe Unit	57	3212
RF6OBK1-3669	36" w Bookcase	56	2092
Workstation List Price			\$14,331

Table (see 2008 Jofco Conferencing Price List)

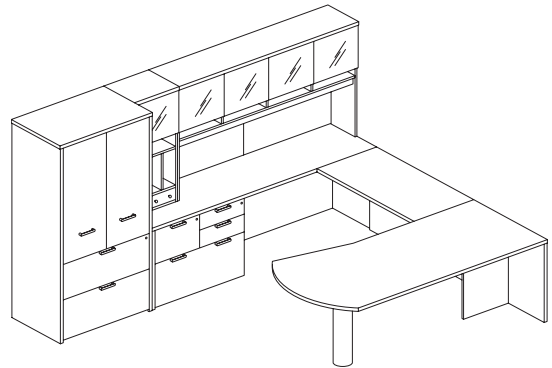
Model Number	Description	Page	Price
RF8CTD1-0042	42" Round Top	112	2195
GP8NDS1-0024	Disc Base	123	604
Table List Price			\$2,799

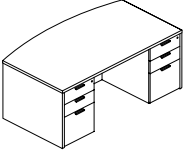
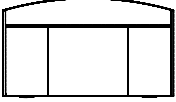
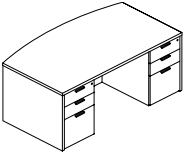
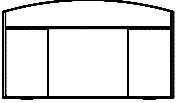
Total List Price **\$17,130**

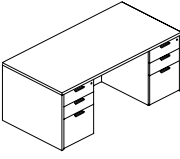

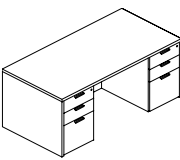
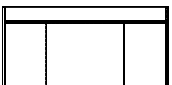


RF-5 Wing Top U Shape Configuration with Back Storage

Model Number	Description	Page	Price
RF1LEY1R-4284	84" w Wing Top Desk	20	2371
RF3BMR1-2448	48" w Bridge with Modesty Panel	24	1366
RF2CRS1-2490	90" w Credenza Shell	68	1478
RF7CDN1L-2036	36" w File Center Pedestal	68	2095
RF4BNS1-1572	72" w Overhead with Frameless Glass Doors, Tackboard (COM) & 48" Tasklight Installed	42	4824
RF5TSS2L-1518	18" w Storage Tower with Frameless Glass Door	55	2514
RF6DDS2-2437	36" w Storage Unit with Lateral File	57	5945
Workstation List Price			\$20,593

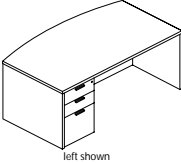

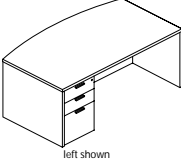
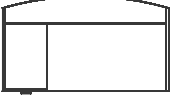


DESKS	DESCRIPTION/NOTES	MODEL	W	D	H	PRICE
 	<p>Bow Front Double Pedestal Desk</p> <p>Standard Features top shaped front and back edge 18" w box/file pedestal left 18" w box/file pedestal right v-fold drawers face locking drawers adjustable levelers/glides kneespace width: 33% kneespace height: 27% recessed modesty: 11½"</p>	<p>RF1DPB1-4172</p>	72%	41%	28%	4375
	<p>Specify Options</p> <ol style="list-style-type: none"> walnut, cherry or maple veneer* finish* mosaic wood drawers, add \$144 edge 1 profile, no upcharge, see pg. 8* edge 2 profile, add \$190, see pg. 8* hardware 1, no upcharge, see pg. 8* hardware 2, add \$113, see pg. 8* laminated tops available, see pg. 8 file/file pedestal left, no upcharge file/file pedestal right, no upcharge grommet, add \$159 each, see pg. 10 center drawer, add \$266 					
 	<p>Bow Front Double Pedestal Desk</p> <p>Standard Features top shaped front and back edge 15" w box/file pedestal left 15" w box/file pedestal right v-fold drawers face locking drawers adjustable levelers/glides kneespace width: 32% kneespace height: 27% recessed modesty: 9"</p>	<p>RF1DPB1-3466</p>	66%	34%	28%	4099
	<p>Specify Options</p> <ol style="list-style-type: none"> walnut, cherry or maple veneer* finish* mosaic wood drawers, add \$144 edge 1 profile, no upcharge, see pg. 8* edge 2 profile, add \$190, see pg. 8* hardware 1, no upcharge, see pg. 8* hardware 2, add \$113, see pg. 8* laminated tops available, see pg. 8 file/file pedestal left, no upcharge file/file pedestal right, no upcharge grommet, add \$159 each, see pg. 10 center drawer, add \$266 					

DESKS	DESCRIPTION/NOTES	MODEL	W	D	H	PRICE
 	<p>Double Pedestal Desk</p> <p>Standard Features top shaped front and back edge 18" w box/box/file pedestal left 18" w box/box/file pedestal right v-fold drawers face locking drawers adjustable levelers/glides kneespace width: 33% kneespace height: 27% recessed modesty: 6%</p>	<p>RF1DPR1-3672</p>	72½	36½	28½	3669
	<p>Specify Options</p> <ol style="list-style-type: none"> walnut, cherry or maple veneer* finish* mosaic wood drawers, add \$144 edge 1 profile, no upcharge, see pg. 8* edge 2 profile, add \$190, see pg. 8* hardware 1, no upcharge, see pg. 8* hardware 2, add \$113, see pg. 8* laminated tops available, see pg. 8 file/file pedestal left, no upcharge file/file pedestal right, no upcharge grommet, add \$159 each, see pg. 10 center drawer, add \$266 					
 	<p>Double Pedestal Desk</p> <p>Standard Features top shaped front and back edge 15" w box/box/file pedestal left 15" w box/box/file pedestal right v-fold drawers face locking drawers adjustable levelers/glides kneespace width: 32% kneespace height: 27% recessed modesty: 5%</p>	<p>RF1DPR1-3066</p>	66½	29½	28½	3591
	<p>Specify Options</p> <ol style="list-style-type: none"> walnut, cherry or maple veneer* finish* mosaic wood drawers, add \$144 edge 1 profile, no upcharge, see pg. 8* edge 2 profile, add \$190, see pg. 8* hardware 1, no upcharge, see pg. 8* hardware 2, add \$113, see pg. 8* laminated tops available, see pg. 8 file/file pedestal left, no upcharge file/file pedestal right, no upcharge grommet, add \$159 each, see pg. 10 center drawer, add \$266 					

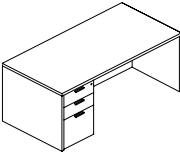
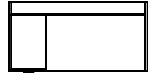
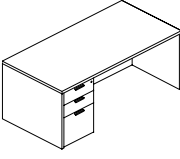
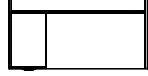
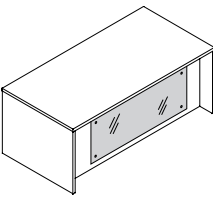
How To Order:

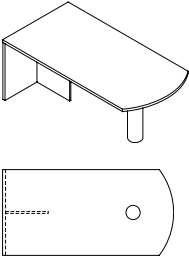
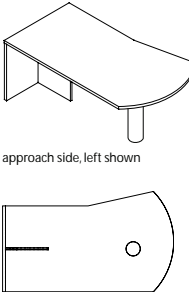
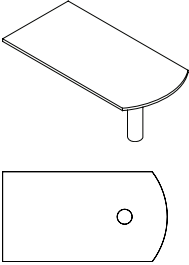
Specify model number and options listed with each product section. **Options marked with an asterisk are required.** Failure to do so will delay order processing. Options without an asterisk will be made standard if not otherwise specified.

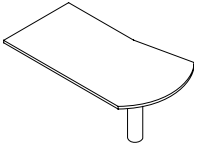
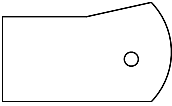
DESKS	DESCRIPTION/NOTES	MODEL	W	D	H	PRICE
 	Bow Front Single Pedestal Desk top shaped front and back edge 18" w box/file pedestal v-fold drawers face locking drawers adjustable levelers/glides kneespace width: 51½" kneespace height: 27½" recessed modesty: 11½"	RF1SPB1L-4172	72½"	41½"	28½"	4034
		RF1SPB1R-4172	72½"	41½"	28½"	4034
	Standard Features top shaped front and back edge 18" w box/file pedestal v-fold drawers face locking drawers adjustable levelers/glides kneespace width: 51½" kneespace height: 27½" recessed modesty: 11½"	Specify Options 1. walnut, cherry or maple veneer* 2. finish* 3. mosaic wood drawers, add \$80 4. edge 1 profile, no upcharge, see pg. 8* 5. edge 2 profile, add \$190, see pg. 8* 6. hardware 1, no upcharge, see pg. 8* 7. hardware 2, add \$57, see pg. 8* 8. laminate tops available, see pg. 8 9. file/file pedestal, no upcharge 10. grommet, add \$159 each, see pg. 10 11. center drawer, add \$266				
 	Bow Front Single Pedestal Desk top shaped front and back edge 15" w box/file pedestal v-fold drawers face locking drawers adjustable levelers/glides kneespace width: 47½" kneespace height: 27½" recessed modesty: 9½"	RF1SPB1L-3466	66½"	34½"	28½"	4027
		RF1SPB1R-3466	66½"	34½"	28½"	4027
	Standard Features top shaped front and back edge 15" w box/file pedestal v-fold drawers face locking drawers adjustable levelers/glides kneespace width: 47½" kneespace height: 27½" recessed modesty: 9½"	Specify Options 1. walnut, cherry or maple veneer* 2. finish* 3. mosaic wood drawers, add \$80 4. edge 1 profile, no upcharge, see pg. 8* 5. edge 2 profile, add \$190, see pg. 8* 6. hardware 1, no upcharge, see pg. 8* 7. hardware 2, add \$57, see pg. 8* 8. laminate tops available, see pg. 8 9. file/file pedestal, no upcharge 10. grommet, add \$159 each, see pg. 10 11. center drawer, add \$266				

How To Order:

Specify model number and options listed with each product section. **Options marked with an asterisk are required.** Failure to do so will delay order processing. Options without an asterisk will be made standard if not otherwise specified.

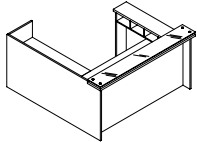
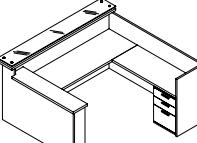
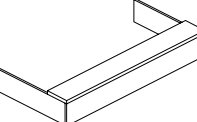
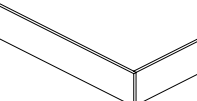
DESKS	DESCRIPTION/NOTES	MODEL	W	D	H	PRICE
 <p>left shown</p> 	Single Pedestal Desk Standard Features top shaped front and back edge 18" w box/box/file pedestal v-fold drawers face locking drawers adjustable levelers/glides kneespace width: 51% kneespace height: 27% recessed modesty: 6%	RF1SPR1L-3672	72½	36½	28¾	3332
		RF1SPR1R-3672	72½	36½	28¾	3332
		Specify Options 1. walnut, cherry or maple veneer* 2. finish* 3. mosaic wood drawers, add \$80 4. edge 1 profile, no upcharge, see pg. 8* 5. edge 2 profile, add \$190, see pg. 8* 6. hardware 1, no upcharge, see pg. 8* 7. hardware 2, add \$57, see pg. 8* 8. laminate tops available, see pg. 8 9. file/file pedestal, no upcharge 10. grommet, add \$159 each, see pg. 10 11. center drawer, add \$266				
 <p>left shown</p> 	Single Pedestal Desk Standard Features top shaped front and back edge 15" w box/box/file pedestal v-fold drawers face locking drawers adjustable levelers/glides kneespace width: 47% kneespace height: 27% recessed modesty: 5%	RF1SPR1L-3066	66%	29%	28%	3215
		RF1SPR1R-3066	66%	29%	28%	3215
		Specify Options 1. walnut, cherry or maple veneer* 2. finish* 3. mosaic wood drawers, add \$80 4. edge 1 profile, no upcharge, see pg. 8* 5. edge 2 profile, add \$190, see pg. 8* 6. hardware 1, no upcharge, see pg. 8* 7. hardware 2, add \$57, see pg. 8* 8. laminate tops available, see pg. 8 9. file/file pedestal, no upcharge 10. grommet, add \$159 each, see pg. 10 11. center drawer, add \$266				
	Decorative Overlay Glass Panel Standard Features frosted glass 54" w glass panel use with 72" w desk 48" w glass panel use with 66" w desk 42" w glass panel use with 60" w desk	RF7WMPG-5424	54	¼	23½	585
		RF7WMPG-4824	48	¼	23½	536
		RF7WMPG-4224	42	¼	23½	487
		Specify Options				

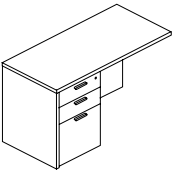
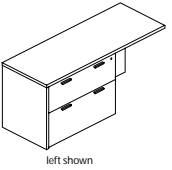
DESKS	DESCRIPTION/NOTES	MODEL	W	D	H	PRICE
	Arc End Desk Standard Features shaped on front, back and arc end one side flat 6" dia. veneer wrapped post adjustable levelers/glides kneespace height: 27%	RF1LEA1-3684	84	36	28	2294
		RF1LEA1-3672 RF1LEA1-3072	72	36	28	2086
			72	29	28	1995
	Specify Options 1. walnut, cherry or maple veneer* 2. finish* 3. edge 1 profile, no upcharge, see pg. 8* 4. edge 2 profile, add \$190, see pg. 8* 5. laminate tops available, see pg. 8 6. 4" dia. black or silver post, no upcharge 7. grommet, add \$159, see pg. 10 partial wood hanging modesty -3684, add \$787 -3672, add \$722 -3072, add \$722					
 <p>approach side, left shown</p>	Wing Top Desk Standard Features shaped on front, back and wing edge one side flat 6" dia. veneer wrapped post adjustable levelers/glides kneespace height: 27%	RF1LEY1L-4284	84	42¼	28	2371
		RF1LEY1R-4284 RF1LEY1L-4272 RF1LEY1R-4272	84	42¼	28	2371
			72	42¼	28	2156
			72	42¼	28	2156
	Specify Options 1. walnut, cherry or maple veneer* 2. finish* 3. edge 1 profile, no upcharge, see pg. 8* 4. edge 2 profile, add \$190, see pg. 8* 5. laminate tops available, see pg. 8 6. 4" dia. black or silver post, add no upcharge 7. grommet, add \$159, see pg. 10 partial wood hanging modesty -4284, add \$787 -4272, add \$722					
	Arc End Run-Off Desk Standard Features shaped on front, back and arc end one side flat 6" dia. veneer wrapped post adjustable levelers/glides kneespace height: 27%	RF1LRA1-3666	66	36	28	1587
		RF1LRA1-3060 RF1LRA1-3054	60	29	28	1428
			54	29	28	1297
	Specify Options 1. walnut, cherry or maple veneer* 2. finish* 3. edge 1 profile, no upcharge, see pg. 8* 4. edge 2 profile, add \$190, see pg. 8* 5. laminate tops available, see pg. 8 6. 4" dia. black or silver post, add no upcharge 7. grommet, add \$159, see pg. 10 partial wood hanging modesty -3666, add \$656 -3060, add \$590 -3054, add \$525					

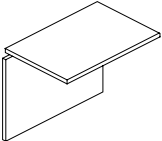
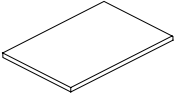
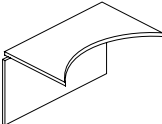
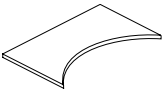
DESKS	DESCRIPTION/NOTES	MODEL	W	D	H	PRICE
 <p>approach side, left shown</p> 	<p>Wing Top Run-Off Desk</p> <p>Standard Features shaped on front, back and wing end one side flat 6" dia. veneer wrapped post adjustable levelers/glides kneespace height: 27%</p> <p>Specify Options</p> <ol style="list-style-type: none"> walnut, cherry or maple veneer* finish* edge 1 profile, no upcharge, see pg. 8* edge 2 profile, add \$190, see pg. 8* laminated tops available, see pg. 8 4" dia. black or silver post, add no upcharge grommet, add \$159, see pg. 10 <p>partial wood hanging modesty -4284, add \$787 -4272, add \$722</p>	RF1LRY1L-4284	84 $\frac{3}{4}$ "	42 $\frac{1}{4}$ "	28 $\frac{7}{8}$ "	2058
		RF1LRY1R-4284	84 $\frac{3}{4}$ "	42 $\frac{1}{4}$ "	28 $\frac{7}{8}$ "	2058
		RF1LRY1L-4272	72 $\frac{1}{4}$ "	42 $\frac{1}{4}$ "	28 $\frac{7}{8}$ "	1837
		RF1LRY1R-4272	72 $\frac{1}{4}$ "	42 $\frac{1}{4}$ "	28 $\frac{7}{8}$ "	1837

How To Order:

Specify model number and options listed with each product section. **Options marked with an asterisk are required.** Failure to do so will delay order processing. Options without an asterisk will be made standard if not otherwise specified.

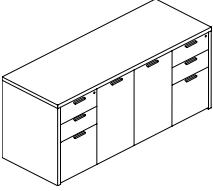
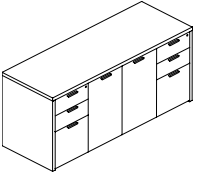
DESKS	DESCRIPTION/NOTES	MODEL	W	D	H	PRICE		
 <p>approach side</p>	84" w Reception Desk Standard Features 18" w box/box/file pedestal locking drawers glass stand-off transaction top niche storage pedestal determines left or right	RF7TCS1L-8984	84	89	45	9438		
		RF7TCS1R-8984	84	89	45	9438		
		RF7TCS1L-8384	84	83	45	8391		
		RF7TCS1R-8384	84	83	45	8391		
		RF7TCS1L-7784	84	77	45	7730		
		RF7TCS1R-7784	84	77	45	7730		
 <p>user side, right shown</p>	Specify Options 1. walnut, cherry or maple veneer* 2. finish* 3. mosaic wood drawers, add \$64 4. edge 1 profile, no upcharge, see pg. 8* 5. edge 2 profile, add \$190, see pg. 8* 6. hardware 1, no upcharge, see pg. 8* 7. hardware 2, add \$57, see pg. 8* 8. file/file pedestal, no upcharge 9. grommet, add \$159 each, see pg. 10 10. without glass and stand-off, deduct \$315							
		<hr/>						
		72" w Reception Desk	RF7TCS1L-8972	72	89	45	8739	
			RF7TCS1R-8972	72	89	45	8739	
			RF7TCS1L-8372	72	83	45	7734	
			RF7TCS1R-8372	72	83	45	7734	
RF7TCS1L-7772	72		77	45	6725			
RF7TCS1R-7772	72		77	45	6725			
Standard Features 18" w box/box/file pedestal locking drawers glass stand-off transaction top niche storage	Specify Options 1. walnut, cherry or maple veneer* 2. finish* 3. mosaic wood drawers, add \$64 4. edge 1 profile, no upcharge, see pg. 8* 5. edge 2 profile, add \$190, see pg. 8* 6. hardware 1, no upcharge, see pg. 8* 7. hardware 2, add \$57, see pg. 8* 8. file/file pedestal, no upcharge 9. grommet, add \$159 each, see pg. 10 10. without glass and stand-off, deduct \$315							
		<hr/>						
			Desk Reception Gallery	RF7TCG1-3672	72	36	10%	2034
				RF7TCG1-3066	66	29%	10%	1880
		Standard Features use atop double and single pedestal desk transaction top shaped approach edge only -3672 top depth: 17 1/2" -3066 top depth: 10 1/2"	Specify Options 1. walnut, cherry or maple veneer* 2. finish* 3. edge 1 profile, no upcharge, see pg. 8* 4. edge 2 profile, add \$190, see pg. 8*					
				<hr/>				
	Return Reception Gallery	RF7TCR1L-2454	54	23%	10%	1147		
		RF7TCR1R-2454	54	23%	10%	1147		
		RF7TCR1L-2448	48	23%	10%	1114		
		RF7TCR1R-2448	48	23%	10%	1114		
		RF7TCR1L-2442	42	23%	10%	1081		
		RF7TCR1R-2442	42	23%	10%	1081		
Standard Features use atop returns	Specify Options 1. walnut, cherry or maple veneer* 2. finish*							

RETURNS	DESCRIPTION/NOTES	MODEL	W	D	H	PRICE
 <p>left shown</p>	<p>Return</p> <p>Standard Features top shaped front edge 15" w box/box/file pedestal v-fold drawers locking drawers 3 1/4" x 1 1/8" wire management opening with black trim insert in kneespace finished, flush back panel adjustable levelers/glides kneespace height: 27 3/8" -2454 kneespace width: 37 1/4" -2448 kneespace width: 31 1/8"</p>	RF3RTP1L-2454	54 1/8"	24"	28 3/8"	2534
		RF3RTP1R-2454	54 1/8"	24"	28 3/8"	2534
		RF3RTP1L-2448	48"	24"	28 3/8"	2324
		RF3RTP1R-2448	48"	24"	28 3/8"	2324
		Specify Options				
		1. walnut, cherry or maple veneer*				
		2. finish*				
		3. mosaic wood drawers, add \$64				
		4. edge 1 profile, no upcharge, see pg. 8*				
		5. edge 2 profile, add \$90, see pg. 8*				
		6. hardware 1, no upcharge, see pg. 8*				
		7. hardware 2, add \$57, see pg. 8*				
		8. laminate tops available, see pg. 8				
		9. file/file pedestal, no upcharge				
		10. grommet, add \$159, see pg. 10				
		11. unfinished, inset back panel, -2454 deduct \$197, -2448 deduct \$178				
 <p>left shown</p>	<p>Lateral Return</p> <p>Standard Features top shaped front edge 30" lateral files v-fold drawers locking drawers 3 1/4" x 1 1/8" wire management opening with black trim insert in kneespace finished, flush back panel reinforced drawer bottoms adjustable levelers/glides kneespace width: 28 3/4" kneespace height: 27 3/8"</p>	RF3RTL1L-2460	60 1/8"	24"	28 3/8"	2607
		RF3RTL1R-2460	60 1/8"	24"	28 3/8"	2607
		Specify Options				
		1. walnut, cherry or maple veneer*				
		2. finish*				
		3. mosaic wood drawers, add \$70				
		4. edge 1 profile, no upcharge, see pg. 8*				
		5. edge 2 profile, add \$90, see pg. 8*				
		6. hardware 1, no upcharge, see pg. 8*				
		7. hardware 2, add \$38, see pg. 8*				
		8. laminate tops available, see pg. 8				
		9. unfinished, inset back panel, deduct \$217				

BRIDGES	DESCRIPTION/NOTES	MODEL	W	D	H	PRICE
	Bridge Top with Modesty Panel Standard Features RF3BMR1-2436 is generally used with corner unit top shaped front edge finished, removable inset back panel wire management space between top and back panel adjustable levelers/glides kneespace height: 27%	RF3BMR1-2448	48	24	28%	1366
		RF3BMR1-2442	42	24	28%	1264
		RF3BMR1-2436	36	24	28%	1160
		Specify Options 1. walnut, cherry or maple veneer* 2. finish* 3. edge 1 profile, no upcharge, see pg. 8* 4. edge 2 profile, add \$90, see pg. 8* 5. laminate tops available, see pg. 8 6. grommet, add \$159 each, see pg. 10 7. unfinished, removable inset back panel, deduct \$105				
	Bridge Top Standard Features top shaped front edge	RF3BTU1-2448	48	24	1 1/2	724
		RF3BTU1-2442	42	24	1 1/2	669
		RF3BTU1-2436	36	24	1 1/2	614
		Specify Options 1. walnut, cherry or maple veneer* 2. finish* 3. edge 1 profile, no upcharge, see pg. 8* 4. edge 2 profile, add \$90, see pg. 8* 5. laminate tops available, see pg. 8 6. grommet, add \$159 each, see pg. 10				
	Curved Bridge Top with Modesty Panel Standard Features top shaped front edge finished, removable inset back panel wire management space between top and back panel adjustable levelers/glides -2448 top size: 48" w x 24/15 1/4" d -2442 top size: 42" w x 24/17 1/2" d kneespace height: 27%	RF3BMR2-2448	48	24	28%	1475
		RF3BMR2-2442	42	24	28%	1342
		Specify Options 1. walnut, cherry or maple veneer* 2. finish* 3. edge 1 profile, no upcharge, see pg. 8* 4. edge 2 profile, add \$90, see pg. 8* 5. laminate tops available, see pg. 8 6. grommet, add \$159 each, see pg. 10 7. unfinished, removable inset back panel, deduct \$105				
		Specify Options 1. walnut, cherry or maple veneer* 2. finish* 3. edge 1 profile, no upcharge, see pg. 8* 4. edge 2 profile, add \$90, see pg. 8* 5. laminate tops available, see pg. 8 6. grommet, add \$159 each, see pg. 10				
	Curved Bridge Top Standard Features top shaped front edge -2448 top size: 48" w x 24/15 1/4" d -2442 top size: 42" w x 24/17 1/2" d	RF3BTU2-2448	48	24	1 1/2	781
		RF3BTU2-2442	42	24	1 1/2	710
		Specify Options 1. walnut, cherry or maple veneer* 2. finish* 3. edge 1 profile, no upcharge, see pg. 8* 4. edge 2 profile, add \$90, see pg. 8* 5. laminate tops available, see pg. 8 6. grommet, add \$159 each, see pg. 10				
		Specify Options 1. walnut, cherry or maple veneer* 2. finish* 3. edge 1 profile, no upcharge, see pg. 8* 4. edge 2 profile, add \$90, see pg. 8* 5. laminate tops available, see pg. 8 6. grommet, add \$159 each, see pg. 10				

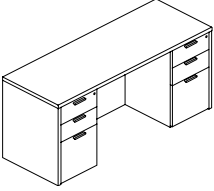
How To Order:

Specify model number and options listed with each product section. **Options marked with an asterisk are required.** Failure to do so will delay order processing. Options without an asterisk will be made standard if not otherwise specified.

CREDENZAS	DESCRIPTION/NOTES	MODEL	W	D	H	PRICE
	<p>72" w Storage Credenza</p> <p>Standard Features top shaped front edge 18" w box/box/file pedestals v-fold drawers hinged door compartment with adjustable shelf locking drawers finished, inset back panel adjustable levelers/glides</p>	RF2HDP1-2472	72½	24	28¾	3615
	<p>Specify Options 1. walnut, cherry or maple veneer* 2. finish* 3. mosaic wood drawers, add \$128 4. edge 1 profile, no upcharge, see pg. 8* 5. edge 2 profile, add \$155, see pg. 8* 6. hardware 1, no upcharge, see pg. 8* 7. hardware 2, add \$151, see pg. 8* 8. laminate tops available, see pg. 8 9. file/file pedestal left, no upcharge 10. file/file pedestal right, no upcharge 11. unfinished, inset back panel, deduct \$245 12. locking doors, add \$111</p>					
	<p>66" w Storage Credenza</p> <p>Standard Features top shaped front edge 15" w box/box/file pedestals v-fold drawers hinged door compartment with adjustable shelf locking drawers finished, inset back panel adjustable levelers/glides</p>	RF2HDP1-2466	66½	24	28¾	3456
	<p>Specify Options 1. walnut, cherry or maple veneer* 2. finish* 3. mosaic wood drawers, add \$128 4. edge 1 profile, no upcharge, see pg. 8* 5. edge 2 profile, add \$155, see pg. 8* 6. hardware 1, no upcharge, see pg. 8* 7. hardware 2, add \$151, see pg. 8* 8. laminate tops available, see pg. 8 9. file/file pedestal left, no upcharge 10. file/file pedestal right, no upcharge 11. unfinished, inset back panel, deduct \$245 12. locking doors, add \$111</p>					

How To Order:

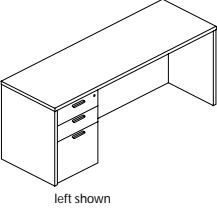
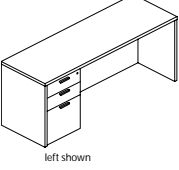
Specify model number and options listed with each product section. **Options marked with an asterisk are required.** Failure to do so will delay order processing. Options without an asterisk will be made standard if not otherwise specified.

CRENZAS	DESCRIPTION/NOTES	MODEL	W	D	H	WT	PRICE
	Kneespace Credenza Standard Features top shaped front edge 18" w box/box/file pedestals v-fold drawers locking drawers 1½" wire management opening between top and back panel finished, inset back panel adjustable levelers/glides kneespace height: 27% -4284 kneespace width: 45% -4272 kneespace width: 33%	RF2KSP1-2484	84¼	24	28¾	0	3812
		RF2KSP1-2472	72¼	24	28¾	0	3434
		Specify Options 1. walnut, cherry or maple veneer* 2. finish* 3. mosaic wood drawers, add \$128 4. edge 1 profile, no upcharge, see pg. 8* 5. edge 2 profile, add \$155, see pg. 8* 6. hardware 1, no upcharge, see pg. 8* 7. hardware 2, add \$113, see pg. 8* 8. laminate tops available, see pg. 8 9. file/file pedestal left, no upcharge 10. file/file pedestal right, no upcharge 11. unfinished, inset back panel, -2484 deduct \$271, -2472 deduct \$245 12. unfinished, removable inset back panel, no upcharge 13. grommet, add \$159 each, see pg. 10					

	66" w Kneespace Credenza Standard Features top shaped front edge 15" w box/box/file pedestals v-fold drawers locking drawers 1½" wire management opening between top and back panel finished, inset back panel adjustable levelers/glides kneespace width: 32% kneespace height: 27%	RF2KSP1-2466	66¼	24	28¾	0	3287
		Specify Options 1. walnut, cherry or maple veneer* 2. finish* 3. mosaic wood drawers, add \$128 4. edge 1 profile, no upcharge, see pg. 8* 5. edge 2 profile, add \$155, see pg. 8* 6. hardware 1, no upcharge, see pg. 8* 7. hardware 2, add \$113, see pg. 8* 8. laminate tops available, see pg. 8 9. file/file pedestal left, no upcharge 10. file/file pedestal right, no upcharge 11. unfinished, inset back panel, deduct \$215 12. unfinished, removable inset back panel, no upcharge 13. grommet, add \$159 each, see pg. 10					

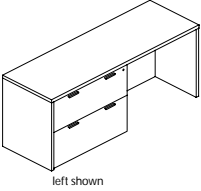
How To Order:

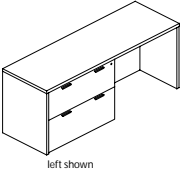
Specify model number and options listed with each product section. **Options marked with an asterisk are required.** Failure to do so will delay order processing. Options without an asterisk will be made standard if not otherwise specified.

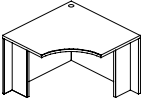
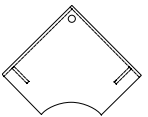
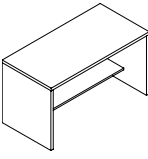
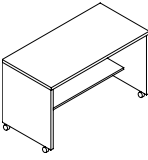
CREDENZAS	DESCRIPTION/NOTES	MODEL	W	D	H	WT	PRICE
 <p>left shown</p>	Open Corner Credenza top shaped front edge 18" w box/box/file pedestal v-fold drawers locking drawers 1½" wire management opening between top and back panel finished, inset back panel adjustable levelers/glides kneespace height: 27% -2484 kneespace width: 63% -2472 kneespace width: 51%	RF2OCP1L-2484	84¼	24	28¾	0	2904
		RF2OCP1R-2484	84¼	24	28¾	0	2904
		RF2OCP1L-2472	72¼	24	28¾	0	2595
		RF2OCP1R-2472	72¼	24	28¾	0	2595
	Standard Features top shaped front edge 18" w box/box/file pedestal v-fold drawers locking drawers 1½" wire management opening between top and back panel finished, inset back panel adjustable levelers/glides kneespace height: 27% -2484 kneespace width: 63% -2472 kneespace width: 51%	Specify Options 1. walnut, cherry or maple veneer* 2. finish* 3. mosaic wood drawers, add \$64 4. edge 1 profile, no upcharge, see pg. 8* 5. edge 2 profile, add \$155, see pg. 8* 6. hardware 1, no upcharge, see pg. 8* 7. hardware 2, add \$57, see pg. 8* 8. laminate tops available, see pg. 8 9. file/file pedestal, no upcharge 10. unfinished, inset back panel, -2484 deduct \$271, -2472 deduct \$245 11. unfinished, removable inset back panel, no upcharge 12. grommet, add \$159 each, see pg. 10					
 <p>left shown</p>	66" w Open Corner Credenza top shaped front edge 15" w box/box/file pedestal v-fold drawers locking drawers 1½" wire management opening between top and back panel finished, inset back panel adjustable levelers/glides kneespace width: 48 kneespace height: 27%	RF2OCP1L-2466	66¾	24	28¾	0	2361
		RF2OCP1R-2466	66¾	24	28¾	0	2361
	Standard Features top shaped front edge 15" w box/box/file pedestal v-fold drawers locking drawers 1½" wire management opening between top and back panel finished, inset back panel adjustable levelers/glides kneespace width: 48 kneespace height: 27%	Specify Options 1. walnut, cherry or maple veneer* 2. finish* 3. mosaic wood drawers, add \$64 4. edge 1 profile, no upcharge, see pg. 8* 5. edge 2 profile, add \$155, see pg. 8* 6. hardware 1, no upcharge, see pg. 8* 7. hardware 2, add \$57, see pg. 8* 8. laminate tops available, see pg. 8 9. file/file pedestal, no upcharge 10. unfinished, inset back panel, deduct \$215 11. unfinished, removable inset back panel, no upcharge 12. grommet, add \$159 each, see pg. 10					

How To Order:

Specify model number and options listed with each product section. **Options marked with an asterisk are required.** Failure to do so will delay order processing. Options without an asterisk will be made standard if not otherwise specified.

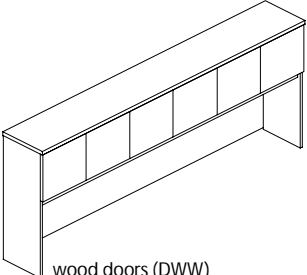
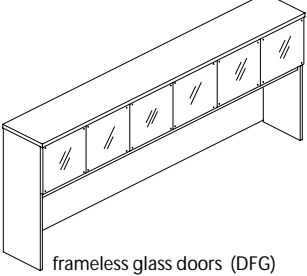
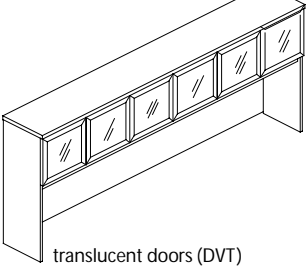

CRENZAS	DESCRIPTION/NOTES	MODEL	W	D	H	PRICE
 <p>left shown</p>	Open Corner Lateral File Credenza Standard Features top shaped front edge 36" w file/file pedestal v-fold drawers locking drawers 1½" wire management opening between top and back panel finished, inset back panel reinforced drawer bottoms adjustable levelers/glides kneespace height: 27% -2484 kneespace width: 45% -2472 kneespace width: 33%	RF2OCL1L-2484	84¼	24	28¾	3216
		RF2OCL1R-2484	84¼	24	28¾	3216
		RF2OCL1L-2472	72¼	24	28¾	2910
		RF2OCL1R-2472	72¼	24	28¾	2910
		Specify Options				
		1. walnut, cherry or maple veneer*				
		2. finish*				
		3. mosaic wood drawers, add \$70				
		4. edge 1 profile, no upcharge, see pg. 8*				
		5. edge 2 profile, add \$155, see pg. 8*				
		6. hardware 1, no upcharge, see pg. 8*				
		7. hardware 2, add \$38, see pg. 8*				
		8. laminate tops available, see pg. 8				
		9. unfinished, inset back panel, -2484 deduct \$271, -2472 deduct \$245				
		10. unfinished, removable inset back panel, no upcharge				
		11. grommet, add \$159 each, see pg. 10				

 <p>left shown</p>	66" w Open Corner Lateral File Credenza	RF2OCL1L-2466	66¼	24	28¾	2648
		RF2OCL1R-2466	66¼	24	28¾	2648
		Standard Features				
		top shaped front edge				
		30" w file/file pedestal				
		v-fold drawers				
		locking drawers				
		1½" wire management opening between top and back panel				
		finished, inset back panel				
		reinforced drawer bottoms				
		adjustable levelers/glides				
		kneespace width: 33%				
		kneespace height: 27%				
		Specify Options				
		1. walnut, cherry or maple veneer*				
		2. finish*				
		3. mosaic wood drawers, add \$70				
		4. edge 1 profile, no upcharge, see pg. 8*				
		5. edge 2 profile, add \$155, see pg. 8*				
		6. hardware 1, no upcharge, see pg. 8*				
		7. hardware 2, add \$38, see pg. 8				
		8. laminate tops available, see pg. 8				
		9. unfinished, inset back panel, deduct \$215				
		10. unfinished, removable inset back panel, no upcharge				
		11. grommet, add \$159 each, see pg. 10				

COMPUTER SUPPORT	DESCRIPTION/NOTES	MODEL	W	D	H	PRICE
 	<p>Corner Unit</p> <p>Standard Features top shaped front edge top grommet centered in rear kneespace finished, flush back panel adjustable levelers/glides kneespace width: 25% kneespace height: 27%</p>	<p>RF0CCU1-4242</p>	42½	42½	28½	2657
	<p>Specify Options</p> <ol style="list-style-type: none"> 1. walnut, cherry or maple veneer* 2. finish* 3. edge 1 profile, no upcharge, see pg. 8* 4. edge 2 profile, add \$155, see pg. 8* 5. laminate tops available, see pg. 8 					
	<p>Computer Stand</p> <p>Standard Features top shaped front edge 17¼" x 1¾" wire management space 12"d fixed shelf finished, flush back panel kneespace height: 27%</p>	<p>RF0CPS1-2448 RF0CPS1-2436</p>	48 36	24 24	28½ 28½	2430 2250
	<p>Specify Options</p> <ol style="list-style-type: none"> 1. walnut, cherry or maple veneer* 2. finish* 3. edge 1 profile, no upcharge, see pg. 8* 4. edge 2 profile, add \$155, see pg. 8* 5. laminate tops available, see pg. 8 					
	<p>Mobile Computer Stand</p> <p>Standard Features top shaped front edge 17¼" x 1¾" wire management space 12"d fixed shelf finished, flush back panel casters kneespace height: 27%</p>	<p>RF0CPS5-2448 RF0CPS5-2436</p>	48 36	24 24	28½ 28½	2577 2397
	<p>Specify Options</p> <ol style="list-style-type: none"> 1. walnut, cherry or maple veneer* 2. finish* 3. edge 1 profile, no upcharge, see pg. 8* 4. edge 2 profile, add \$155, see pg. 8* 5. laminate tops available, see pg. 8 					

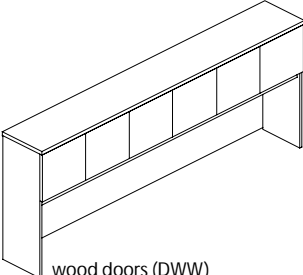
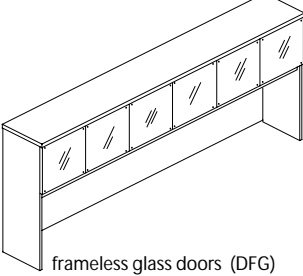
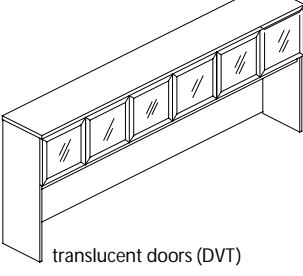

How To Order:

Specify model number and options listed with each product section. **Options marked with an asterisk are required.** Failure to do so will delay order processing. Options without an asterisk will be made standard if not otherwise specified.

96"W OVERHEAD STORAGE	DESCRIPTION/NOTES	MODEL	W	D	H	LIST PRICE PER GRADE
 <p>wood doors (DWW)</p>  <p>frameless glass doors (DFG)</p>  <p>translucent doors (DVT)</p> 	<p>96"w Overhead Storage</p> <p>Standard Features top shaped front edge 1½" wire access slot across bottom of back panel doors are self pull finished, inset back panel compartment height: 12⅞ compartment depth: 13⅞ worksurface to valance rail: 21⅞ com ydg: 1½</p>	<p>RF4BOS1-1596</p> <p>Specify Options 1. walnut, cherry or maple veneer* 2. finish* 3. edge 1 profile, no upcharge, see pg. 8* 4. edge 2 profile, add \$75, see pg. 8* 5. tackboard (textiles, see www.jofco.com) 6. tasklight, see pg. 11 7. frameless glass doors (DFG), add \$716 8. translucent doors (DVT), add \$254 9. without top, deduct \$538 10. unfinished, inset back panel, deduct \$212 11. locking doors (wood doors only), add \$334</p>	96	15⅞	40¼	<p>W/O TACK 4867 COM/A 5538 B 5557 C 5576 D 5595 E 5613 F 5632 G 5670 H 5707 I 5763 J 5782 K 5868 L 5943</p>

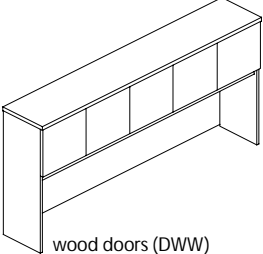
How To Order:

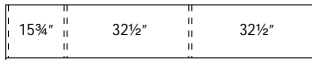
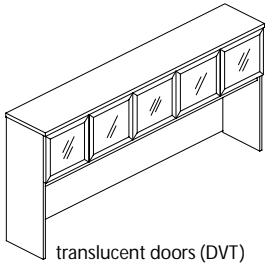
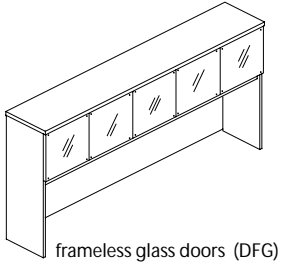
Specify model number and options listed with each product section. **Options marked with an asterisk are required.** Failure to do so will delay order processing. Options without an asterisk will be made standard if not otherwise specified.
 EX: UGA2640.Merlot.Alloy.Maharam.MilestoneMediumGray

90"W OVERHEAD STORAGE	DESCRIPTION/NOTES	MODEL	W	D	H	LIST PRICE PER GRADE
 <p>wood doors (DWW)</p>	<p>90"w Overhead Storage</p> <p>Standard Features top shaped front edge 1½" wire access slot across bottom of back panel doors are self pull finished, inset back panel compartment height: 12⅞ compartment depth: 13⅞ worksurface to valance rail: 21⅞ com ydg: 1½</p>	<p>RF4BOS1-1590</p> <p>Specify Options 1. walnut, cherry or maple veneer* 2. finish* 3. edge 1 profile, no upcharge, see pg. 8* 4. edge 2 profile, add \$75, see pg. 8* 5. tackboard (textiles, see www.jofco.com) 6. tasklight, see pg. 11 7. frameless glass doors (DFG), add \$673 8. translucent doors (DVT), add \$237 9. without top, deduct \$488 10. unfinished, inset back panel, deduct \$209 11. locking doors (wood doors only), add \$334</p>	<p>90⅞</p>	<p>15⅞</p>	<p>40¼</p>	W/O TACK 4256
						COM/A 4887
						B 4906
						C 4925
 <p>frameless glass doors (DFG)</p>						D 4944
						E 4962
						F 4981
						G 5019
 <p>translucent doors (DVT)</p>						H 5056
						I 5112
						J 5131
						K 5217
						L 5292

How To Order:

Specify model number and options listed with each product section. **Options marked with an asterisk are required.** Failure to do so will delay order processing. Options without an asterisk will be made standard if not otherwise specified.
 EX: UGA2640.Merlot.Alloy.MilestoneMediumGray

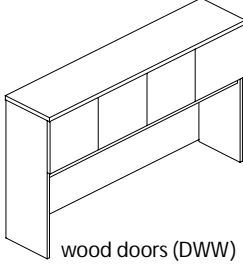
84"W OVERHEAD STORAGE	DESCRIPTION/NOTES	MODEL	W	D	H	LIST PRICE PER GRADE
 <p>wood doors (DWW)</p>	<p>84"w Overhead Storage</p> <p>Standard Features top shaped front edge 1½" wire access slot across bottom of back panel doors are self pull finished, inset back panel compartment height: 12⅞ compartment depth: 13⅞ worksurface to valance rail: 21⅞ com ydg: 1½</p>	<p>RF4BOS1L-1584 RF4BOS1R-1584</p> <p>Specify Options 1. walnut, cherry or maple veneer* 2. finish* 3. edge 1 profile, no upcharge, see pg. 8* 4. edge 2 profile, add \$75, see pg. 8* 5. tackboard (textiles, see www.jofco.com) 6. tasklight, see pg. 11 7. frameless glass doors (DFG), add \$590 8. translucent doors (DVT), add \$210 9. without top, deduct \$452 10. unfinished, inset back panel, deduct \$193 11. locking doors (wood doors only), add \$334</p>	84¼	15⅞	40¼	W/O TACK 3701
						COM/A 4291
						B 4310
						C 4329
						D 4348
						E 4366
						F 4385
						G 4423
						H 4460
						I 4516
						J 4535
K 4621						
L 4696						

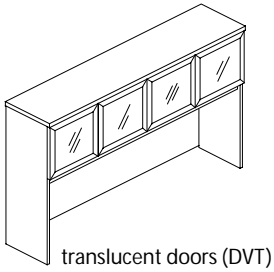
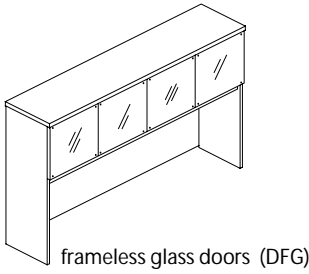


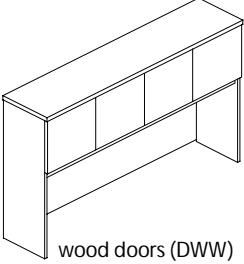
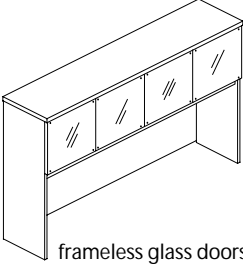
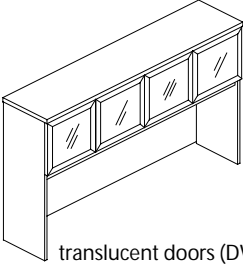
left shown


How To Order:

Specify model number and options listed with each product section. **Options marked with an asterisk are required.** Failure to do so will delay order processing. Options without an asterisk will be made standard if not otherwise specified.
 EX: UGA2640.Merlot.Alloy.Maharam.MilestoneMediumGray

78"W OVERHEAD STORAGE	DESCRIPTION/NOTES	MODEL	W	D	H	LIST PRICE PER GRADE	
 <p>wood doors (DWW)</p>	78" w Overhead Storage Standard Features top shaped front edge 1½" wire access slot across bottom of back panel doors are self pull finished, inset back panel compartment height: 12⅞" compartment depth: 13⅞" worksurface to valance rail: 21⅞" com ydg: 1¼"	RF4BOS1-1578 Specify Options 1. walnut, cherry or maple veneer* 2. finish* 3. edge 1 profile, no upcharge, see pg. 8* 4. edge 2 profile, add \$75, see pg. 8* 5. tackboard (textiles, see www.jofco.com) 6. tasklight, see pg. 11 7. frameless glass doors (DFG), add \$576 8. translucent doors (DVT), add \$196 9. without top, deduct \$420 10. unfinished, inset back panel, deduct \$184 11. locking doors (wood doors only), add \$334	78	15¼	40¼	W/O TACK	3501
						COM/A	4047
							B
						C	4078
						D	4094
						E	4109
						F	4125
						G	4156
						H	4188
						I	4234
						J	4250
						K	4322
						L	4384

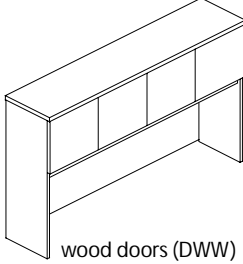
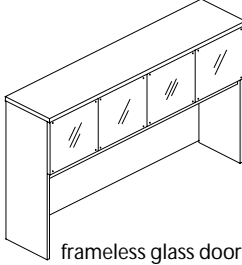
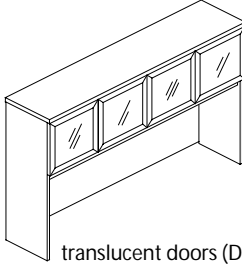


72"W OVERHEAD STORAGE	DESCRIPTION/NOTES	MODEL	W	D	H	LIST PRICE PER GRADE
 <p>wood doors (DWW)</p>	72"w Overhead Storage Standard Features top shaped front edge 1½" wire access slot across bottom of back panel doors are self pull finished, inset back panel compartment height: 12⅞ compartment depth: 13⅞ worksurface to valance rail: 21⅞ com ydg: 1¼	RF4BOS1-1572 Specify Options 1. walnut, cherry or maple veneer* 2. finish* 3. edge 1 profile, no upcharge, see pg. 8* 4. edge 2 profile, add \$75, see pg. 8* 5. tackboard (textiles, see www.jofco.com) 6. tasklight, see pg. 11 7. frameless glass doors (DFG), add \$528 8. translucent doors (DVT), add \$187 9. without top, deduct \$391 10. unfinished, inset back panel, deduct \$175 11. locking doors (wood doors only), add \$334	72⅞	15⅞	40¼	W/O TACK 3334 COM/A 3840 B 3856 C 3871 D 3887 E 3902 F 3918 G 3949 H 3981 I 4027 J 4043 K 4115 L 4177
	 <p>frameless glass doors (DFG)</p>					
 <p>translucent doors (DVT)</p>						



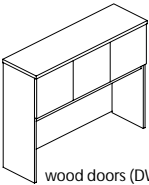
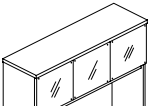
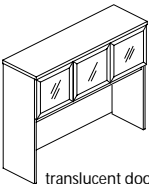

How To Order:


Specify model number and options listed with each product section. **Options marked with an asterisk are required.** Failure to do so will delay order processing. Options without an asterisk will be made standard if not otherwise specified.
 EX: UGA2640.Merlot.Alloy.Maharam.MilestoneMediumGray

66"W OVERHEAD STORAGE	DESCRIPTION/NOTES	MODEL	W	D	H	LIST PRICE PER GRADE	
 <p>wood doors (DWW)</p>	<p>66"w Overhead Storage</p> <p>Standard Features top shaped front edge 1½" wire access slot across bottom of back panel doors are self pull finished, inset back panel compartment height: 12¾" compartment depth: 13¼" worksurface to valance rail: 21¾" com ydg: 1¼"</p>	<p>RF4BOS1-1566</p> <p>Specify Options 1. walnut, cherry or maple veneer* 2. finish* 3. edge 1 profile, no upcharge, see pg. 8* 4. edge 2 profile, add \$75, see pg. 8* 5. tackboard (textiles, see www.jofco.com) 6. tasklight, see pg. 11 7. frameless glass doors (DFG), add \$508 8. translucent doors (DVT), add \$180 9. without top, deduct \$363 10. unfinished, inset back panel, deduct \$163 11. locking doors (wood doors only), add \$334</p>	<p>66¾</p>	<p>15¾</p>	<p>40¼</p>	<p>W/O TACK 3200</p> <p>COM/A 3665</p> <p>B 3681</p> <p>C 3696</p> <p>D 3712</p> <p>E 3727</p> <p>F 3743</p> <p>G 3774</p> <p>H 3806</p> <p>I 3852</p> <p>J 3868</p> <p>K 3940</p> <p>L 4002</p>	
						 <p>frameless glass doors (DFG)</p>	 <p>translucent doors (DVT)</p>

How To Order:

Specify model number and options listed with each product section. **Options marked with an asterisk are required.** Failure to do so will delay order processing. Options without an asterisk will be made standard if not otherwise specified.
 EX: UGA2640.Merlot.Alloy.MilestoneMediumGray

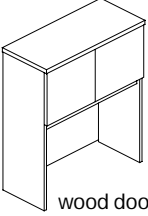
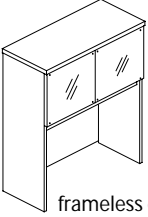
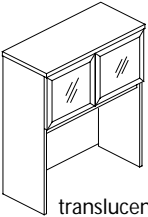

54"W OVERHEAD STORAGE	DESCRIPTION/NOTES	MODEL	W	D	H	LIST PRICE PER GRADE
 <p>wood doors (DWW)</p>	54"w Overhead Storage Standard Features top shaped front edge 1½" wire access slot across bottom of back panel doors are self pull finished, inset back panel compartment height: 12⅞ compartment depth: 13⅞ worksurface to valance rail: 21⅞ com ydg: 1¾	RF4BOS1L-1554 RF4BOS1R-1554	54⅞	15⅞	40⅞	W/O TACK 3008 COM/A 3402 B 3424 C 3445 D 3467 E 3489 F 3511 G 3555 H 3599 I 3664 J 3686 K 3787 L 3874
	Specify Options 1. walnut, cherry or maple veneer* 2. finish* 3. edge 1 profile, no upcharge, see pg. 8* 4. edge 2 profile, add \$75, see pg. 8* 5. tackboard (textiles, see www.jofco.com) 6. tasklight, see pg. 11 7. frameless glass doors (DFG), add \$472 8. translucent doors (DVT), add \$165 9. without top, deduct \$247 10. unfinished, inset back panel, deduct \$150 11. locking doors (wood doors only), add \$222					
	 <p>frameless glass doors (DFG)</p>					
	 <p>translucent doors (DVT)</p>					
	 <p>left shown</p>					


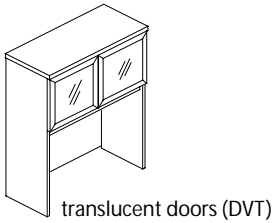
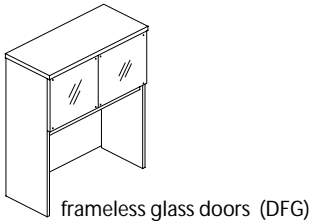


left shown

How To Order:

Specify model number and options listed with each product section. **Options marked with an asterisk are required.** Failure to do so will delay order processing. Options without an asterisk will be made standard if not otherwise specified.
 EX: UGA2640.Merlot.Alloy.Maharam.MilestoneMediumGray

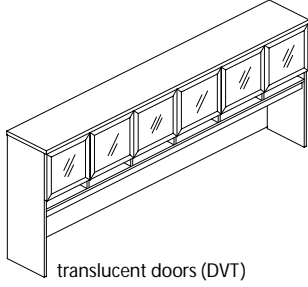
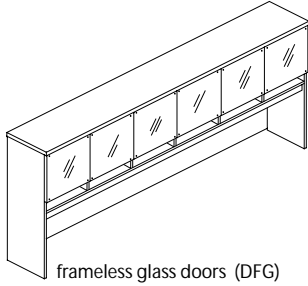
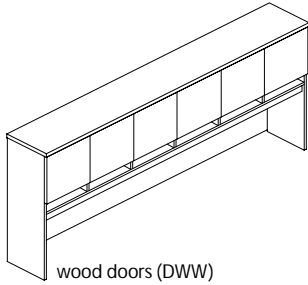
36"W OVERHEAD STORAGE	DESCRIPTION/NOTES	MODEL	W	D	H	LIST PRICE PER GRADE
 <p>wood doors (DWW)</p>	<p>36"w Overhead Storage</p> <p>Standard Features top shaped front edge 1½" wire access slot across bottom of back panel doors are self pull finished, inset back panel compartment height: 12⅞" compartment depth: 13⅞" worksurface to valance rail: 21⅞" com ydg: 1¼"</p>	<p>RF4BOS1-1536</p> <p>Specify Options 1. walnut, cherry or maple veneer* 2. finish* 3. edge 1 profile, no upcharge, see pg. 8* 4. edge 2 profile, add \$75, see pg. 8* 5. tackboard (textiles, see www.jofco.com) 6. tasklight, see pg. 11 7. frameless glass doors (DFG), add \$426 8. translucent doors (DVT), add \$147 9. without top, deduct \$162 10. unfinished, inset back panel, deduct \$135 11. locking doors (wood doors only), add \$111</p>	36	15¼	40¼	W/O TACK 2749
						COM/A 3013
 <p>frameless glass doors (DFG)</p>						B 3029
						C 3044
 <p>translucent doors (DVT)</p>						D 3060
						E 3075
 <p>34"</p>						F 3091
						G 3122
						H 3154
						I 3200
						J 3216
						K 3288
						L 3350



How To Order:

Specify model number and options listed with each product section. **Options marked with an asterisk are required.** Failure to do so will delay order processing. Options without an asterisk will be made standard if not otherwise specified.
 EX: UGA2640.Merlot.Alloy.MilestoneMediumGray

96"W OVERHEAD STORAGE WITH PAPER MANAGEMENT	DESCRIPTION/NOTES	MODEL	W	D	H	LIST PRICE PER GRADE
---------------------------------------------	-------------------	-------	---	---	---	----------------------



96"w Overhead Storage with Paper Management

Standard Features
 top shaped front edge
 1½" wire access slot across bottom of back panel
 doors are self pull
 finished, inset back panel
 compartment height: 12¾"
 compartment depth: 13¾"
 worksurface to valance rail: 17¾"
 com ydg: 1½"

RF4BNS1-1596

96 15½ 40¼

Specify Options


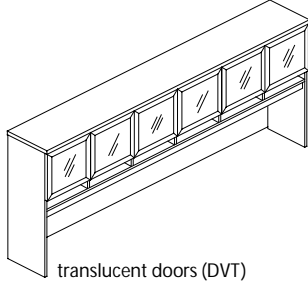
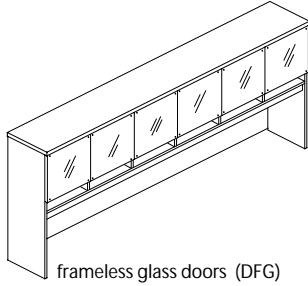
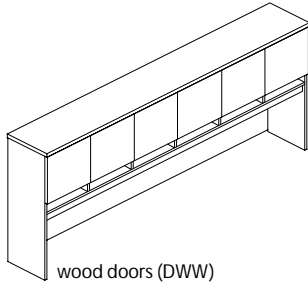
- walnut, cherry or maple veneer*
- finish*
- edge 1 profile, no upcharge, see pg. 8*
- edge 2 profile, add \$75, see pg. 8*
- tackboard (textiles, see www.jofco.com)
- tasklight, see pg. 11
- frameless glass doors (DFG), add \$716
- translucent doors (DVT), add \$254
- without top, deduct \$538
- unfinished, inset back panel, deduct \$212
- locking doors (wood doors only), add \$334

W/O TACK	5364
COM/A	5919
B	5938
C	5957
D	5976
E	5994
F	6013
G	6051
H	6088
I	6144
J	6163
K	6249
L	6324

How To Order:

Specify model number and options listed with each product section. **Options marked with an asterisk are required.** Failure to do so will delay order processing. Options without an asterisk will be made standard if not otherwise specified.
 EX: UGA2640.Merlot.Alloy.Maharam.MilestoneMediumGray

90"W OVERHEAD STORAGE WITH PAPER MANAGEMENT	DESCRIPTION/NOTES	MODEL	W	D	H	LIST PRICE PER GRADE
---------------------------------------------	-------------------	-------	---	---	---	----------------------



90"w Overhead Storage with Paper Management

Standard Features
top shaped front edge
1½" wire access slot across bottom of back panel
doors are self pull
finished, inset back panel
compartment height: 12¾"
compartment depth: 13½"
worksurface to valance rail: 17¾"
com ydg: 1½"

RF4BNS1-1590

90¾" 15¾" 40¼"

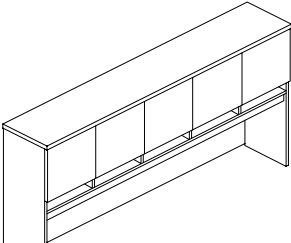
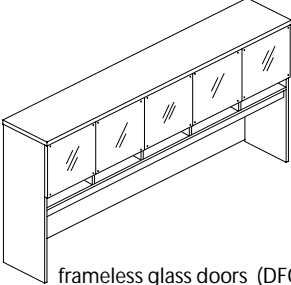
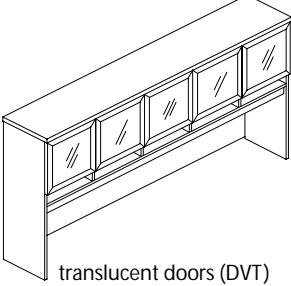
Specify Options


- walnut, cherry or maple veneer*
- finish*
- edge 1 profile, no upcharge, see pg. 8*
- edge 2 profile, add \$75, see pg. 8*
- tackboard (textiles, see www.jofco.com)
- tasklight, see pg. 11
- frameless glass doors (DFG), add \$673
- translucent doors (DVT), add \$237
- without top, deduct \$488
- unfinished, inset back panel, deduct \$209
- locking doors (wood doors only), add \$334

W/O TACK	4616
COM/A	5138
B	5157
C	5176
D	5195
E	5213
F	5232
G	5270
H	5307
I	5363
J	5382
K	5468
L	5543

How To Order:

Specify model number and options listed with each product section. **Options marked with an asterisk are required.** Failure to do so will delay order processing. Options without an asterisk will be made standard if not otherwise specified.
EX: UGA2640.Merlot.Alloy.MilestoneMediumGray

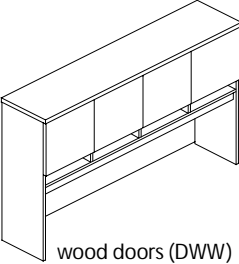
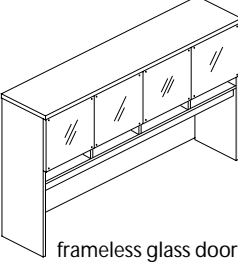
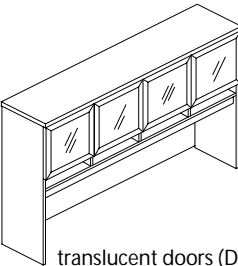

84"W OVERHEAD STORAGE WITH PAPER MANAGEMENT	DESCRIPTION/NOTES	MODEL	W	D	H	LIST PRICE PER GRADE
 <p>wood doors (DWW)</p>  <p>frameless glass doors (DFG)</p>  <p>translucent doors (DVT)</p>	<p>84"w Overhead Storage with Paper Management</p> <p>Standard Features top shaped front edge 1½" wire access slot across bottom of back panel doors are self pull finished, inset back panel compartment height: 12¾" compartment depth: 13¾" worksurface to valance rail: 17¾" com ydg: 1½"</p>	<p>RF4BNS1L-1584 RF4BNS1R-1584</p> <p>Specify Options 1. walnut, cherry or maple veneer* 2. finish* 3. edge 1 profile, no upcharge, see pg. 8* 4. edge 2 profile, add \$75, see pg. 8* 5. tackboard (textiles, see www.jofco.com) 6. tasklight, see pg. 11 7. frameless glass doors (DFG), add \$590 8. translucent doors (DVT), add \$210 9. without top, deduct \$452 10. unfinished, inset back panel, deduct \$193 11. locking doors (wood doors only), add \$334</p>	84¼	15½	40¼	<p>W/O TACK 3936 COM/A 4425 B 4444 C 4463 D 4482 E 4500 F 4519 G 4557 H 4594 I 4650 J 4669 K 4755 L 4830</p>



left shown

How To Order:

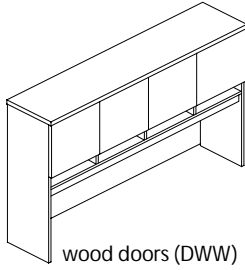
Specify model number and options listed with each product section. **Options marked with an asterisk are required.** Failure to do so will delay order processing. Options without an asterisk will be made standard if not otherwise specified.
 EX: UGA2640.Merlot.Alloy.Maharam.MilestoneMediumGray

78"W OVERHEAD STORAGE WITH PAPER MANAGEMENT	DESCRIPTION/NOTES	MODEL	W	D	H	LIST PRICE PER GRADE	
 <p>wood doors (DWW)</p>	<p>78" w Overhead Storage with Paper Management</p> <p>Standard Features top shaped front edge 1½" wire access slot across bottom of back panel doors are self pull finished, inset back panel compartment height: 12¾" compartment depth: 13½" worksurface to valance rail: 17¾" com ydg: 1¼"</p>	<p>RF4BNS1-1578</p> <p>Specify Options</p> <ol style="list-style-type: none"> walnut, cherry or maple veneer* finish* edge 1 profile, no upcharge, see pg. 8* edge 2 profile, add \$75, see pg. 8* tackboard (textiles, see www.jofco.com) tasklight, see pg. 11 frameless glass doors (DFG), add \$576 translucent doors (DVT), add \$196 without top, deduct \$420 unfinished, inset back panel, deduct \$184 locking doors (wood doors only), add \$334 	78	15¼	40¼	W/O TACK 3773	COM/A 4225
 <p>frameless glass doors (DFG)</p>						B 4241	C 4256
 <p>translucent doors (DVT)</p>						D 4272	E 4287
						F 4303	G 4334
						H 4366	I 4412
						J 4428	K 4500
						L 4562	

How To Order:

Specify model number and options listed with each product section. **Options marked with an asterisk are required.** Failure to do so will delay order processing. Options without an asterisk will be made standard if not otherwise specified.
 EX: UGA2640.Merlot.Alloy.MilestoneMediumGray

72"W OVERHEAD STORAGE WITH PAPER MANAGEMENT	DESCRIPTION/NOTES	MODEL	W	D	H	LIST PRICE PER GRADE
---------------------------------------------	-------------------	-------	---	---	---	----------------------



72"w Overhead Storage with Paper Management

Standard Features
 top shaped front edge
 1½" wire access slot across bottom of back panel
 doors are self pull
 finished, inset back panel
 compartment height: 12¾"
 compartment depth: 13¾"
 worksurface to valance rail: 17¾"
 com ydg: 1¼"

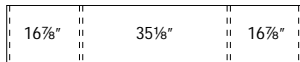
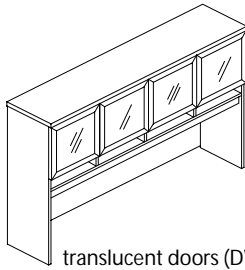
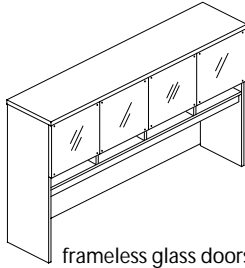
RF4BNS1-1572

72¾" 15¾" 40¾"

Specify Options

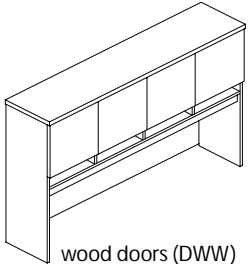
- walnut, cherry or maple veneer*
- finish*
- edge 1 profile, no upcharge, see pg. 8*
- edge 2 profile, add \$75, see pg. 8*
- tackboard (textiles, see www.jofco.com)
- tasklight, see pg. 11
- frameless glass doors (DFG), add \$528
- translucent doors (DVT), add \$187
- without top, deduct \$391
- unfinished, inset back panel, deduct \$175
- locking doors (wood doors only), add \$334


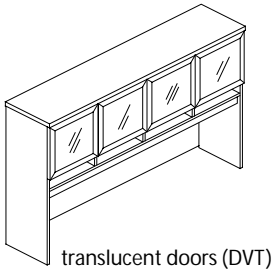
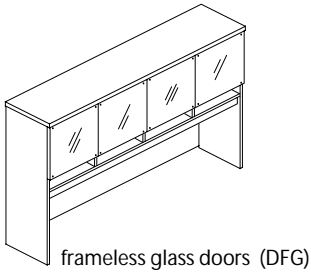
W/O TACK 3569
 COM/A 3988
 B 4004
 C 4019
 D 4035
 E 4050
 F 4066
 G 4097
 H 4129
 I 4175
 J 4191
 K 4263
 L 4325



How To Order:

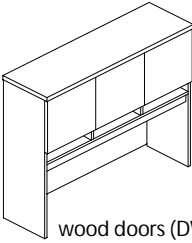
Specify model number and options listed with each product section. **Options marked with an asterisk are required.** Failure to do so will delay order processing. Options without an asterisk will be made standard if not otherwise specified.
 EX: UGA2640.Merlot.Alloy.Maharam.MilestoneMediumGray

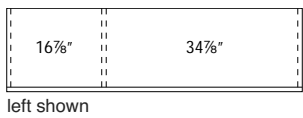
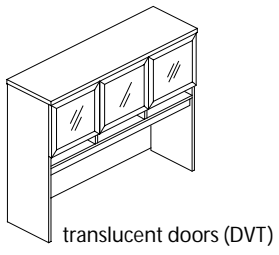
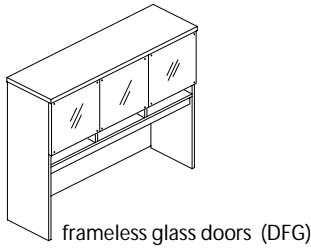
66"W OVERHEAD STORAGE WITH PAPER MANAGEMENT	DESCRIPTION/NOTES	MODEL	W	D	H	LIST PRICE PER GRADE
 <p>wood doors (DWW)</p>	<p>66" w Overhead Storage with Paper Management</p> <p>Standard Features top shaped front edge 1½" wire access slot across bottom of back panel doors are self pull finished, inset back panel compartment height: 12¾" compartment depth: 13½" worksurface to valance rail: 17¾" com ydg: 1¼"</p>	<p>RF4BNS1-1566</p> <p>Specify Options</p> <ol style="list-style-type: none"> walnut, cherry or maple veneer* finish* edge 1 profile, no upcharge, see pg. 8* edge 2 profile, add \$75, see pg. 8* tackboard (textiles, see www.jofco.com) tasklight, see pg. 11 frameless glass doors (DFG), add \$508 translucent doors (DVT), add \$180 without top, deduct \$363 unfinished, inset back panel, deduct \$163 locking doors (wood doors only), add \$334 	<p>66¾"</p>	<p>15¾"</p>	<p>40¼"</p>	<p>W/O TACK 3435</p>
						<p>COM/A 3821</p> <p>B 3837</p> <p>C 3852</p> <p>D 3868</p> <p>E 3883</p> <p>F 3899</p> <p>G 3930</p> <p>H 3962</p> <p>I 4008</p> <p>J 4024</p> <p>K 4096</p> <p>L 4158</p>



How To Order:

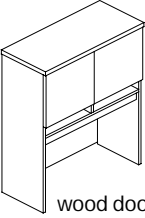
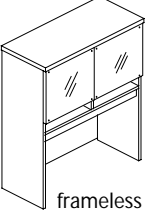
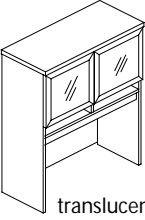

Specify model number and options listed with each product section. **Options marked with an asterisk are required.** Failure to do so will delay order processing. Options without an asterisk will be made standard if not otherwise specified.
 EX: UGA2640.Merlot.Alloy.MilestoneMediumGray

54"W OVERHEAD STORAGE WITH PAPER MANAGEMENT	DESCRIPTION/NOTES	MODEL	W	D	H	LIST PRICE PER GRADE	
 <p>wood doors (DWW)</p>	<p>54"w Overhead Storage with Paper Management</p> <p>Standard Features top shaped front edge 1½" wire access slot across bottom of back panel doors are self pull finished, inset back panel compartment height: 12¾" compartment depth: 13¾" worksurface to valance rail: 17¾" com ydg: 1¾"</p>	<p>RF4BNS1L-1554 RF4BNS1R-1554</p> <p>Specify Options 1. walnut, cherry or maple veneer* 2. finish* 3. edge 1 profile, no upcharge, see pg. 8* 4. edge 2 profile, add \$75, see pg. 8* 5. tackboard (textiles, see www.jofco.com) 6. tasklight, see pg. 11 7. frameless glass doors (DFG), add \$472 8. translucent doors (DVT), add \$165 9. without top, deduct \$247 10. unfinished, inset back panel, deduct \$150 11. locking doors (wood doors only), add \$222</p>	54¾"	15¾"	40¾"	W/O TACK	3243
						COM/A	3571
						B	3593
						C	3614
						D	3636
						E	3658
						F	3680
						G	3724
						H	3768
						I	3833
						J	3855
K	3956						
L	4043						



How To Order:

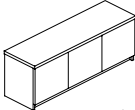
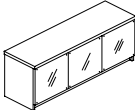
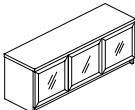

Specify model number and options listed with each product section. **Options marked with an asterisk are required.** Failure to do so will delay order processing. Options without an asterisk will be made standard if not otherwise specified.
 EX: UGA2640.Merlot.Alloy.Maharam.MilestoneMediumGray

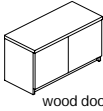
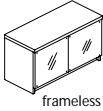
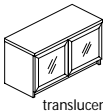

36"W OVERHEAD STORAGE WITH PAPER MANAGEMENT	DESCRIPTION/NOTES	MODEL	W	D	H	LIST PRICE PER GRADE	
 <p>wood doors (DWW)</p>	<p>36"w Overhead Storage with Paper Management</p> <p>Standard Features top shaped front edge 1½" wire access slot across bottom of back panel doors are self pull finished, inset back panel compartment height: 12⅞" compartment depth: 13⅞" worksurface to valance rail: 17⅞" com ydg: 1¼"</p>	<p>RF4BNS1-1536</p> <p>Specify Options</p> <ol style="list-style-type: none"> walnut, cherry or maple veneer* finish* edge 1 profile, no upcharge, see pg. 8* edge 2 profile, add \$75, see pg. 8* tackboard (textiles, see www.jofco.com) tasklight, see pg. 11 frameless glass doors (DFG), add \$426 translucent doors (DVT), add \$147 without top, deduct \$162 unfinished, inset back panel, deduct \$135 locking doors (wood doors only), add \$111 	36	15¼	40¼	<p>W/O TACK 2984 COM/A 3204</p>	<p>B 3220 C 3235 D 3251 E 3266 F 3282 G 3313 H 3345 I 3391 J 3407 K 3479 L 3541</p>
 <p>frameless glass doors (DFG)</p>							
 <p>translucent doors (DVT)</p>							
 <p>34⅞"</p>							

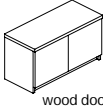
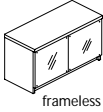
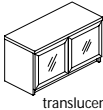

WALL MOUNTED STORAGE	DESCRIPTION/NOTES	MODEL	W	D	H	PRICE
<p>wood doors (DWW)</p> <p>frameless glass doors (DFG)</p> <p>translucent doors (DVT)</p> <p>left shown</p>	<p>Wall Mounted Storage</p> <p>Standard Features top shaped front edge doors are self pull valance unfinished, inset back panel compartment height: 12 7/8 compartment depth: 13 3/8</p>	<p>RF4BBW1L-1584 RF4BBW1R-1584</p>	84 1/4	15 1/8	17 1/8	<p>2508 2508</p>
	<p>Specify Options</p> <ol style="list-style-type: none"> 1. walnut, cherry or maple veneer* 2. finish* 3. edge 1 profile, no upcharge, see pg. 8* 4. edge 2 profile, add \$75, see pg. 8* 5. frameless glass doors (DFG), add \$590 6. translucent doors (DFT), add \$210 7. without top, deduct \$452 8. locking doors (wood doors only), add \$334 					
	<p>Wall Mounted Storage</p> <p>Standard Features top shaped front edge doors are self pull valance unfinished, inset back panel compartment height: 12 7/8 compartment depth: 13 3/8</p>	<p>RF4BBW1-1572</p>	72 1/8	15 1/8	17 1/8	<p>2259</p>
	<p>Specify Options</p> <ol style="list-style-type: none"> 1. walnut, cherry or maple veneer* 2. finish* 3. edge 1 profile, no upcharge, see pg. 8* 4. edge 2 profile, add \$75, see pg. 8* 5. frameless glass doors (DFG), add \$528 6. translucent doors (DFT), add \$187 7. without top, deduct \$391 8. locking doors (wood doors only), add \$334 					
<p>wood doors (DWW)</p> <p>frameless glass doors (DFG)</p> <p>translucent doors (DVT)</p>	<p>Wall Mounted Storage</p> <p>Standard Features top shaped front edge doors are self pull valance unfinished, inset back panel compartment height: 12 7/8 compartment depth: 13 3/8</p>	<p>RF4BBW1-1566</p>	66 1/8	15 1/8	17 1/8	<p>2123</p>
	<p>Specify Options</p> <ol style="list-style-type: none"> 1. walnut, cherry or maple veneer* 2. finish* 3. edge 1 profile, no upcharge, see pg. 8* 4. edge 2 profile, add \$75, see pg. 8* 5. frameless glass doors (DFG), add \$508 6. translucent doors (DVT), add \$180 7. without top, deduct \$363 8. locking doors (wood doors only), add \$334 					
	<p>Wall Mounted Storage</p> <p>Standard Features top shaped front edge doors are self pull valance unfinished, inset back panel compartment height: 12 7/8 compartment depth: 13 3/8</p>					
	<p>Specify Options</p> <ol style="list-style-type: none"> 1. walnut, cherry or maple veneer* 2. finish* 3. edge 1 profile, no upcharge, see pg. 8* 4. edge 2 profile, add \$75, see pg. 8* 5. frameless glass doors (DFG), add \$508 6. translucent doors (DVT), add \$180 7. without top, deduct \$363 8. locking doors (wood doors only), add \$334 					

How To Order:

Specify model number and options listed with each product section. **Options marked with an asterisk are required.** Failure to do so will delay order processing. Options without an asterisk will be made standard if not otherwise specified.









WALL MOUNTED STORAGE	DESCRIPTION/NOTES	MODEL	W	D	H	PRICE	
	Wall Mounted Storage	RF4BBW1L-1554	54½	15½	17½	2123	
		RF4BBW1R-1554	54½	15½	17½	2123	
wood doors (DWW)	Standard Features top shaped front edge doors are self pull valance unfinished, inset back panel compartment height: 12¾ compartment depth: 13½	Specify Options 1. walnut, cherry or maple veneer* 2. finish* 3. edge 1 profile, no upcharge, see pg. 8* 4. edge 2 profile, add \$75, see pg. 8* 5. frameless glass doors (DFG), add \$472 6. translucent doors (DVT), add \$165 7. without top, deduct \$247 8. locking doors (wood doors only), add \$222					
			frameless glass doors (DFG)				
			translucent doors (DVT)				
			left shown				

	Wall Mounted Storage	RF4BBW1-1536	36	15½	17½	1384	
wood doors (DWW)	Standard Features top shaped front edge doors are self pull valance unfinished, inset back panel compartment height: 12¾ compartment depth: 13½	Specify Options 1. walnut, cherry or maple veneer* 2. finish* 3. edge 1 profile, no upcharge, see pg. 8* 4. edge 2 profile, add \$75, see pg. 8* 5. frameless glass doors (DFG), add \$426 6. translucent doors (DVT), add \$147 7. without top, deduct \$162 8. locking doors (wood doors only), add \$111					
			frameless glass doors (DFG)				
			translucent doors (DVT)				
							

	Wall Mounted Storage	RF4BBW1-1530	30	15½	17½	1314	
wood doors (DWW)	Standard Features top shaped front edge doors are self pull valance unfinished, inset back panel compartment height: 12¾ compartment depth: 13½	Specify Options 1. walnut, cherry or maple veneer* 2. finish* 3. edge 1 profile, no upcharge, see pg. 8* 4. edge 2 profile, add \$75, see pg. 8* 5. frameless glass doors (DFG), add \$406 6. translucent doors (DVT), add \$127 7. without top, deduct \$116 8. locking doors (wood doors only), add \$111					
			frameless glass doors (DFG)				
			translucent doors (DVT)				
							

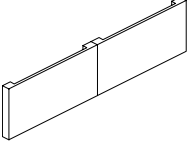
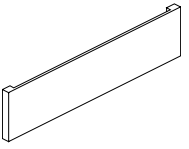
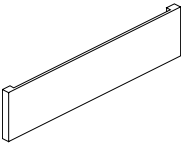
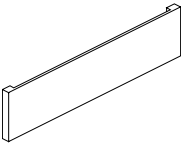
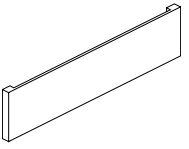
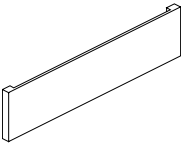
How To Order:

Specify model number and options listed with each product section. **Options marked with an asterisk are required.** Failure to do so will delay order processing. Options without an asterisk will be made standard if not otherwise specified.

WALL MOUNTED STORAGE	DESCRIPTION/NOTES	MODEL	W	D	H	PRICE	
 <p>wood doors (DWW)</p>	<p>Wall Mounted Storage</p> <p>Standard Features top shaped front edge doors are self pull valance unfinished, inset back panel compartment height: 12$\frac{7}{8}$" compartment depth: 13$\frac{1}{8}$"</p>	RF4BBW1L-1518	18	15 $\frac{1}{8}$	17 $\frac{1}{8}$	1050	
		RF4BBW1R-1518	18	15 $\frac{1}{8}$	17 $\frac{1}{8}$	1050	
 <p>frameless glass doors (DFG)</p>	<p>Specify Options</p> <ol style="list-style-type: none"> walnut, cherry or maple veneer* finish* edge 1 profile, no upcharge, see pg. 8* edge 2 profile, add \$75, see pg. 8* frameless glass doors (DFG), add \$164 translucent doors (DVT), add \$59 without top, deduct \$105 locking doors (wood doors only), add \$111 						
 <p>translucent doors (DVT)</p>							
 <p>16$\frac{1}{2}$"</p>							
 <p>wood doors (DWW)</p>		<p>Wall Mounted Storage</p> <p>Standard Features top shaped front edge doors are self pull valance unfinished, inset back panel compartment height: 12$\frac{7}{8}$" compartment depth: 13$\frac{1}{8}$"</p>	RF4BBW1L-1515	15	15 $\frac{1}{8}$	17 $\frac{1}{8}$	1015
			RF4BBW1R-1515	15	15 $\frac{1}{8}$	17 $\frac{1}{8}$	1015
 <p>frameless glass doors (DFG)</p>		<p>Specify Options</p> <ol style="list-style-type: none"> walnut, cherry or maple veneer* finish* edge 1 profile, no upcharge, see pg. 8* edge 2 profile, add \$75, see pg. 8* frameless glass doors (DFG), add \$157 translucent doors (DVT), add \$55 without top, deduct \$95 locking doors (wood doors only), add \$111 					
 <p>translucent doors (DVT)</p>							
 <p>13$\frac{1}{2}$"</p>							

How To Order:

Specify model number and options listed with each product section. **Options marked with an asterisk are required.** Failure to do so will delay order processing. Options without an asterisk will be made standard if not otherwise specified.

WALL MOUNTED TACKBOARDS	DESCRIPTION/NOTES	MODEL	W	D	H	LIST PRICE PER GRADE
	Wall Mounted Tackboards	RF9HTB1-8422	84	1½	21½	COM/A 765 B 784 C 803 D 822 E 840 F 859 G 897 H 934 I 990 J 1009 K 1095 L 1170
	Standard Features use with wall mounted storage without paper niche two piece tackboard com ydg: 1½	Specify Options 1. textile (see www. Jofco.com)				
	Wall Mounted Tackboards	RF9HTB1-7222	72	1½	21½	COM/A 656 B 672 C 687 D 703 E 718 F 734 G 765 H 797 I 843 J 859 K 931 L 993
	Standard Features use with wall mounted storage without paper niche two piece tackboard com ydg: 1¼	Specify Options 1. textile (see www. Jofco.com)				
	Wall Mounted Tackboards	RF9HTB1-6622	66	1½	21½	COM/A 603 B 619 C 634 D 650 E 665 F 681 G 712 H 744 I 790 J 806 K 878 L 940
	Standard Features use with wall mounted storage without paper niche two piece tackboard com ydg: 1¼	Specify Options 1. textile (see www. Jofco.com)				
	Wall Mounted Tackboards	RF9HTB1-5422	54	1½	21½	COM/A 506 B 528 C 549 D 571 E 593 F 615 G 659 H 703 I 768 J 790 K 891 L 978
	Standard Features use with wall mounted storage without paper niche one piece tackboard com ydg: 1¾	Specify Options 1. textile (see www. Jofco.com)				
	Wall Mounted Tackboards	RF9HTB1-3622	36	1½	21½	COM/A 339 B 355 C 370 D 386 E 401 F 417 G 448 H 480 I 526 J 542 K 614 L 676
	Standard Features use with wall mounted storage without paper niche one piece tackboard com ydg: 1¼	Specify Options 1. textile (see www. Jofco.com)				
	Wall Mounted Tackboards	RF9HTB1-3022	30	1½	21½	COM/A 282 B 294 C 307 D 319 E 332 F 344 G 369 H 394 I 432 J 444 K 502 L 552
	Standard Features use with wall mounted storage without paper niche one piece tackboard com ydg: 1	Specify Options 1. textile (see www. Jofco.com)				

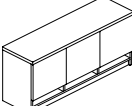
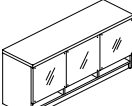
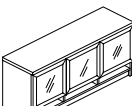
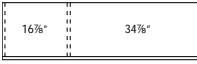
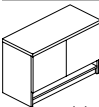
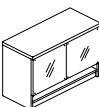
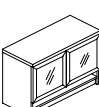

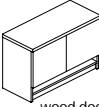
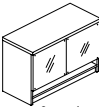
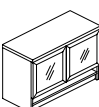

How To Order:

Specify model number and options listed with each product section. **Options marked with an asterisk are required.** Failure to do so will delay order processing. Options without an asterisk will be made standard if not otherwise specified.
EX: UGA2640.Merlot.Alloy.MilestoneMediumGray

WALL MOUNTED STORAGE WITH PAPER MANAGEMENT	DESCRIPTION/NOTES	MODEL	W	D	H	PRICE
<p>wood doors (DWW)</p>	<p>Wall Mounted Storage with Paper Management</p> <p>Standard Features top shaped front edge doors are self pull valance unfinished, inset back panel compartment height: 12$\frac{7}{8}$" compartment depth: 13$\frac{1}{8}$"</p>	RF4BPW1L-1584	84 $\frac{1}{4}$ "	15 $\frac{1}{2}$ "	20 $\frac{3}{4}$ "	2861
		RF4BPW1R-1584	84 $\frac{1}{4}$ "	15 $\frac{1}{2}$ "	20 $\frac{3}{4}$ "	2861
		<p>Specify Options</p> <ol style="list-style-type: none"> 1. walnut, cherry or maple veneer* 2. finish* 3. edge 1 profile, no upcharge, see pg. 8* 4. edge 2 profile, add \$75, see pg. 8* 5. frameless glass doors (DFG), add \$590 6. translucent doors (DVT), add \$210 7. without top, deduct \$452 8. locking doors (wood doors only), add \$334 				
<p>frameless glass doors (DFG)</p>						
<p>translucent doors (DVT)</p>						
<p>15$\frac{1}{4}$" 32$\frac{1}{2}$" 32$\frac{1}{2}$" left shown</p>						
<p>wood doors (DWW)</p>	<p>Wall Mounted Storage with Paper Management</p> <p>Standard Features top shaped front edge doors are self pull valance unfinished, inset back panel compartment height: 12$\frac{7}{8}$" compartment depth: 13$\frac{1}{8}$"</p>	RF4BPW1-1572	72 $\frac{1}{2}$ "	15 $\frac{1}{2}$ "	20 $\frac{3}{4}$ "	2494
		<p>Specify Options</p> <ol style="list-style-type: none"> 1. walnut, cherry or maple veneer* 2. finish* 3. edge 1 profile, no upcharge, see pg. 8* 4. edge 2 profile, add \$75, see pg. 8* 5. frameless glass doors (DFG), add \$528 6. translucent doors (DVT), add \$187 7. without top, deduct \$391 8. locking doors (wood doors only), add \$334 				
		<p>frameless glass doors (DFG)</p>				
<p>translucent doors (DVT)</p>						
<p>16$\frac{7}{8}$" 35$\frac{1}{8}$" 16$\frac{7}{8}$"</p>						
<p>wood doors (DWW)</p>	<p>Wall Mounted Storage with Paper Management</p> <p>Standard Features top shaped front edge doors are self pull valance unfinished, inset back panel compartment height: 12$\frac{7}{8}$" compartment depth: 13$\frac{1}{8}$"</p>	RF4BPW1-1566	66 $\frac{1}{8}$ "	15 $\frac{1}{2}$ "	20 $\frac{3}{4}$ "	2358
		<p>Specify Options</p> <ol style="list-style-type: none"> 1. walnut, cherry or maple veneer* 2. finish* 3. edge 1 profile, no upcharge, see pg. 8* 4. edge 2 profile, add \$75, see pg. 8* 5. frameless glass doors (DFG), add \$508 6. translucent doors (DVT), add \$180 7. without top, deduct \$363 8. locking doors (wood doors only), add \$334 				
		<p>frameless glass doors (DFG)</p>				
<p>translucent doors (DVT)</p>						
<p>15$\frac{3}{8}$" 32$\frac{1}{2}$" 15$\frac{3}{8}$"</p>						









How To Order:

Specify model number and options listed with each product section. **Options marked with an asterisk are required.** Failure to do so will delay order processing. Options without an asterisk will be made standard if not otherwise specified.

WALL MOUNTED STORAGE WITH PAPER MANAGEMENT	DESCRIPTION/NOTES	MODEL	W	D	H	PRICE
 <p>wood doors (DWW)</p>  <p>frameless glass doors (DFG)</p>  <p>translucent doors (DVT)</p>  <p>16 3/4" 34 3/4" left shown</p>	<p>Wall Mounted Storage with Paper Management</p> <p>Standard Features top shaped front edge doors are self pull valance unfinished, inset back panel compartment height: 12 7/8" compartment depth: 13 1/2"</p>	<p>RF4BPW1L-1554 RF4BPW1R-1554</p>	54 1/4"	15 1/2"	20 3/4"	2299 2299
	<p>Specify Options</p> <ol style="list-style-type: none"> 1. walnut, cherry or maple veneer* 2. finish* 3. edge 1 profile, no upcharge, see pg. 8* 4. edge 2 profile, add \$75, see pg. 8* 5. frameless glass doors (DFG), add \$472 6. translucent doors (DVT), add \$165 7. without top, deduct \$247 8. locking doors (wood doors only), add \$222 					
 <p>wood doors (DWW)</p>  <p>frameless glass doors (DFG)</p>  <p>translucent doors (DVT)</p>  <p>34 3/4"</p>	<p>Wall Mounted Storage with Paper Management</p> <p>Standard Features top shaped front edge doors are self pull valance unfinished, inset back panel compartment height: 12 7/8" compartment depth: 13 1/2"</p>	<p>RF4BPW1-1536</p>	36"	15 1/2"	20 3/4"	1502
	<p>Specify Options</p> <ol style="list-style-type: none"> 1. walnut, cherry or maple veneer* 2. finish* 3. edge 1 profile, no upcharge, see pg. 8* 4. edge 2 profile, add \$75, see pg. 8* 5. frameless glass doors (DFG), add \$426 6. translucent doors (DVT), add \$147 7. without top, deduct \$162 8. locking doors (wood doors only), add \$111 					
 <p>wood doors (DWW)</p>  <p>frameless glass doors (DFG)</p>  <p>translucent doors (DVT)</p>  <p>28 1/2"</p>	<p>Wall Mounted Storage with Paper Management</p> <p>Standard Features top shaped front edge doors are self pull valance unfinished, inset back panel compartment height: 12 7/8" compartment depth: 13 1/2"</p>	<p>RF4BPW1-1530</p>	30"	15 1/2"	20 3/4"	1432
	<p>Specify Options</p> <ol style="list-style-type: none"> 1. walnut, cherry or maple veneer* 2. finish* 3. edge 1 profile, no upcharge, see pg. 8* 4. edge 2 profile, add \$75, see pg. 8* 5. frameless glass doors (DFG), add \$406 6. translucent doors (DVT), add \$127 7. without top, deduct \$116 8. locking doors (wood doors only), add \$111 					

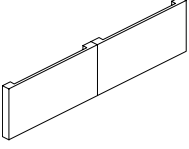


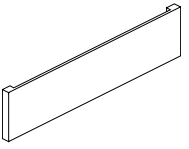


How To Order:

Specify model number and options listed with each product section. **Options marked with an asterisk are required.** Failure to do so will delay order processing. Options without an asterisk will be made standard if not otherwise specified.

WALL MOUNTED STORAGE WITH PAPER MANAGEMENT	DESCRIPTION/NOTES	MODEL	W	D	H	PRICE
 <p>wood doors (DWW)</p>	<p>Wall Mounted Storage with Paper Management</p>	RF4BPW1L-1518	18	15½	20¾	1125
		RF4BPW1R-1518	18	15½	20¾	1125
 <p>frameless glass doors (DFG)</p>	<p>Standard Features top shaped front edge doors are self pull valance unfinished, inset back panel compartment height: 12¾ compartment depth: 13¾</p>	<p>Specify Options 1. walnut, cherry or maple veneer* 2. finish* 3. edge 1 profile, no upcharge, see pg. 8* 4. edge 2 profile, add \$75, see pg. 8* 5. frameless glass doors (DFG), add \$164 6. translucent doors (DVT), add \$59 7. without top, deduct \$105 8. locking doors (wood doors only), add \$111</p>				
 <p>translucent doors (DVT)</p>						
 <p>16½"</p>						
 <p>wood doors (DWW)</p>	<p>Wall Mounted Storage with Paper Management</p>	RF4BPW1L-1515	15	15½	20¾	1090
		RF4BPW1R-1515	15	15½	20¾	1090
 <p>frameless glass doors (DFG)</p>	<p>Standard Features top shaped front edge doors are self pull valance unfinished, inset back panel compartment height: 12¾ compartment depth: 13¾</p>	<p>Specify Options 1. walnut, cherry or maple veneer* 2. finish* 3. edge 1 profile, no upcharge, see pg. 8* 4. edge 2 profile, add \$75, see pg. 8* 5. frameless glass doors (DFG), add \$157 6. translucent doors (DVT), add \$55 7. without top, deduct \$95 8. locking doors (wood doors only), add \$111</p>				
 <p>translucent doors (DVT)</p>						
 <p>13½"</p>						


How To Order:

Specify model number and options listed with each product section. **Options marked with an asterisk are required.** Failure to do so will delay order processing. Options without an asterisk will be made standard if not otherwise specified.

WALL MOUNTED TACKBOARDS	DESCRIPTION/NOTES	MODEL	W	D	H	LIST PRICE PER GRADE
	Wall Mounted Tackboards	RF9HTB1-8418	84	1½	17%	COM/A 632 B 651 C 670 D 689 E 707 F 726 G 764 H 801 I 857 J 876 K 962 L 1037
	Standard Features use with wall mounted storage with paper management two piece tackboard com ydg: 1½	Specify Options 1. textile (see www. Jofco.com)				
	Wall Mounted Tackboards	RF9HTB1-7218	72	1½	17%	COM/A 541 B 557 C 572 D 588 E 603 F 619 G 650 H 682 I 728 J 744 K 816 L 878
	Standard Features use with wall mounted storage with paper management two piece tackboard com ydg: 1¼	Specify Options 1. textile (see www. Jofco.com)				
	Wall Mounted Tackboards	RF9HTB1-6618	66	1½	17%	COM/A 498 B 514 C 529 D 545 E 560 F 576 G 607 H 639 I 685 J 701 K 773 L 835
	Standard Features use with wall mounted storage with paper management two piece tackboard com ydg: 1¼	Specify Options 1. textile (see www. Jofco.com)				
	Wall Mounted Tackboards	RF9HTB1-5418	54	1½	17%	COM/A 421 B 443 C 464 D 486 E 508 F 530 G 574 H 618 I 683 J 705 K 806 L 893
	Standard Features use with wall mounted storage with paper management one piece tackboard com ydg: 1¼	Specify Options 1. textile (see www. Jofco.com)				
	Wall Mounted Tackboards	RF9HTB1-3618	36	1½	17%	COM/A 282 B 298 C 313 D 329 E 344 F 360 G 391 H 423 I 469 J 485 K 557 L 619
	Standard Features use with wall mounted storage with paper management one piece tackboard com ydg: 1¼	Specify Options 1. textile (see www. Jofco.com)				
	Wall Mounted Tackboards	RF9HTB1-3018	30	1½	17%	COM/A 234 B 246 C 259 D 271 E 284 F 296 G 321 H 346 I 384 J 396 K 454 L 504
	Standard Features use with wall mounted storage with paper management one piece tackboard com ydg: 1	Specify Options 1. textile (see www. Jofco.com)				


How To Order:

Specify model number and options listed with each product section. **Options marked with an asterisk are required.** Failure to do so will delay order processing. Options without an asterisk will be made standard if not otherwise specified.
EX: UGA2640.Merlot.Alloy.MilestoneMediumGray

TASKLIGHTS	DESCRIPTION/NOTES	MODEL	W	D	H	PRICE
	Fluorescent Tasklight	GP9TLT1-0759	58¾	7	1½	314
		GP9TLT1-0748	48¾	7	1½	301
		GP9TLT1-0724	24¾	7	1½	264

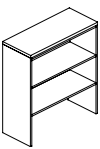
Standard Features
attaches above worksurface area on overhead and wall hung storage units
length of cord 7'

Specify Options

	LED Tasklight	GP9LTL1-0260	60	2	1	314
		GP9LTL1-0248	48	2	1	301
		GP9LTL1-0224	24	2	1	264

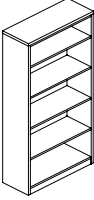
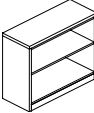
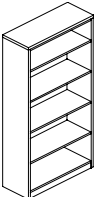
Standard Features
solid aluminum alloy base
frosted diffuser creates a softer light & eliminates hot spots
rocker switch
120V AC with built-in power supply
average life of 50,000 hours

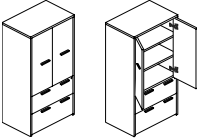
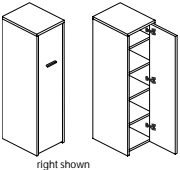
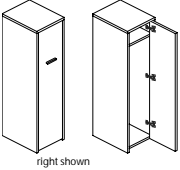
Specify Options

STEP-UP OVERHEAD STORAGE	DESCRIPTION/NOTES	MODEL	W	D	H	PRICE
	Step-Up Open Overhead Storage	RF4SUB6-3640	36	15½	40¼	1278
		RF4SUB6-3040	30	15½	40¼	1230

Standard Features
top shaped front only
finished, inset back panel
properly secure to prevent tipping (hardware not included)


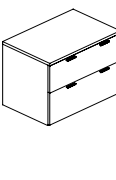

Specify Options
1. walnut, cherry or maple veneer*
2. finish*
3. edge 1 profile, no upcharge, see pg. 8*
4. edge 2 profile, add \$75, see pg. 8*
5. unfinished, inset back panel, -3640 deduct \$135, -3040 deduct \$130

BOOKCASES	DESCRIPTION/NOTES	MODEL	W	D	H	PRICE
	69" Bookcase Standard Features top shaped front edge finished, inset back panel properly secure to prevent tipping (hardware not included) adjustable levelers/glides	RF6OBK1-3669	36	14%	69%	2203
		RF6OBK1-3069	30	14%	69%	2092
		Specify Options 1. walnut, cherry or maple veneer* 2. finish* 3. edge 1 profile, no upcharge, see pg. 8* 4. edge 2 profile, add \$75, see pg. 8* 5. GPOHDS1-3501 (heavy duty shelf), add \$108 each 6. unfinished, inset back panel, deduct \$139				
	29" Bookcase Standard Features top shaped front edge finished, inset back panel properly secure to prevent tipping (hardware not included) adjustable levelers/glides	RF6OBK1-3629	36	14%	28%	1269
		RF6OBK1-3029	30	14%	28%	1207
		Specify Options 1. walnut, cherry or maple veneer* 2. finish* 3. edge 1 profile, no upcharge, see pg. 8* 4. edge 2 profile, add \$75, see pg. 8* 5. GPOHDS1-3501 (heavy duty shelf), add \$108 each 6. unfinished, inset back panel, deduct \$72				
	Open Bookcase Standard Features flat rimmed top finished, inset back panel properly secure to prevent tipping (hardware not included) adjustable levelers/glides -3684: six adjustable shelves -3672: five adjustable shelves -3660: four adjustable shelves -3648: three adjustable shelves -3636: two adjustable shelves -3630: one adjustable shelf	GP6OBK1-3684	36	14%	84	1881
		GP6OBK1-3672	36	14%	72	1717
		GP6OBK1-3660	36	14%	60	1490
		GP6OBK1-3648	36	14%	48	1240
		GP6OBK1-3636	36	14%	36	1040
		GP6OBK1-3630	36	14%	30	913
		Specify Options 1. walnut, cherry or maple veneer* 2. finish* 3. GPOHDS1-3501 (heavy duty shelf), add \$108 each 4. unfinished, inset back panel, -3684, -3672, -3660 deduct \$139 5. unfinished, inset back panel, -3648, -3636, -3630 deduct \$72				

STORAGE/WARDROBE UNITS	DESCRIPTION/NOTES	MODEL	W	D	H	PRICE
	37" w Storage Unit with Lateral File Standard Features top shaped front edge v-fold drawers locking drawers two adjustable shelves reinforced drawer bottoms finished, inset back panel adjustable levelers/glides	RF6DDS2-2437	36 7/8	24	69 1/2	5945
		Specify Options 1. walnut, cherry or maple veneer* 2. finish* 3. mosaic wood drawers, add \$70 4. edge 1 profile, no upcharge, see pg. 8* 5. edge 2 profile, add \$75, see pg. 8* 6. hardware 1, no upcharge, see pg. 8* 7. hardware 2, add \$76, see pg. 8* 8. locking doors, add \$111 9. unfinished, inset back panel, deduct \$139				
 <p>right shown</p>	19" w Storage Unit Standard Features top shaped front edge one fixed shelf three adjustable shelves finished, inset back panel adjustable levelers/glides	RF6ADS2L-2419 RF6ADS2R-2419	18 1/2	24	69 1/2	3532 3532
		Specify Options 1. walnut, cherry or maple veneer* 2. finish* 3. edge 1 profile, no upcharge, see pg. 8* 4. edge 2 profile, add \$75, see pg. 8* 5. hardware 1, no upcharge, see pg. 8* 6. hardware 2, add \$19, see pg. 8* 7. locking door, add \$111 8. unfinished, inset back panel, deduct \$76				
 <p>right shown</p>	19" w Wardrobe Unit Standard Features top shaped front edge one fixed shelf hanger bar finished, inset back panel adjustable levelers/glides	RF6ADS1L-2419 RF6ADS1R-2419	18 1/2	24	69 1/2	3212 3212
		Specify Options 1. walnut, cherry or maple veneer* 2. finish* 3. edge 1 profile, no upcharge, see pg. 8* 4. edge 2 profile, add \$75, see pg. 8* 5. hardware 1, no upcharge, see pg. 8* 6. hardware 2, add \$19, see pg. 8* 7. locking door, add \$111 8. unfinished, inset back panel, deduct \$76				


How To Order:


Specify model number and options listed with each product section. **Options marked with an asterisk are required.** Failure to do so will delay order processing. Options without an asterisk will be made standard if not otherwise specified.


FREESTANDING LATERAL FILES	DESCRIPTION/NOTES	MODEL	W	D	H	PRICE
	<p>Four Drawer Lateral File</p> <p>Standard Features top shaped front edge v-fold drawers locking drawers finished, flush back panel reinforced drawer bottoms adjustable levelers/glides</p>	<p>RF6FLT1-2436 RF6FLT1-2430</p>	<p>36 30</p>	<p>24 24</p>	<p>54 54</p>	<p>3593 3449</p>
	<p>Specify Options</p> <ol style="list-style-type: none"> 1. walnut, cherry or maple veneer* 2. finish* 3. mosaic wood drawers, add \$140 4. edge 1 profile, no upcharge, see pg. 8* 5. edge 2 profile, add \$75, see pg. 8* 6. hardware 1, no upcharge, see pg. 8* 7. hardware 2, add \$76, see pg. 8* 8. unfinished, inset back panel, deduct \$129 					
	<p>Three Drawer Lateral File</p> <p>Standard Features top shaped front edge v-fold drawers locking drawers finished, flush back panel reinforced drawer bottoms adjustable levelers/glides</p>	<p>RF6FLM1-2436 RF6FLM1-2430</p>	<p>36 30</p>	<p>24 24</p>	<p>41½ 41½</p>	<p>2349 2255</p>
	<p>Specify Options</p> <ol style="list-style-type: none"> 1. walnut, cherry or maple veneer* 2. finish* 3. mosaic wood drawers, add \$105 4. edge 1 profile, no upcharge, see pg. 8* 5. edge 2 profile, add \$75, see pg. 8* 6. hardware 1, no upcharge, see pg. 8* 7. hardware 2, add \$57, see pg. 8* 8. unfinished, inset back panel, deduct \$118 					
	<p>Two Drawer Lateral File</p> <p>Standard Features top shaped front edge v-fold drawers locking drawers finished, flush back panel reinforced drawer bottoms adjustable levelers/glides</p>	<p>RF6FLS1-2436 RF6FLS1-2430</p>	<p>36 30</p>	<p>24 24</p>	<p>28¾ 28¾</p>	<p>2086 2023</p>
	<p>Specify Options</p> <ol style="list-style-type: none"> 1. walnut, cherry or maple veneer* 2. finish* 3. mosaic wood drawers, add \$70 4. edge 1 profile, no upcharge, see pg. 8* 5. edge 2 profile, add \$75, see pg. 8* 6. hardware 1, no upcharge, see pg. 8* 7. hardware 2, add \$38, see pg. 8* 8. unfinished, inset back panel, deduct \$107 					

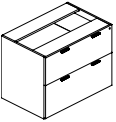
How To Order:

Specify model number and options listed with each product section. **Options marked with an asterisk are required.** Failure to do so will delay order processing. Options without an asterisk will be made standard if not otherwise specified.

MOBILE PEDESTAL	DESCRIPTION/NOTES	MODEL	W	D	H	PRICE
	Pencil/Box/File Mobile Pedestal	RF6MBP1-2316	15%	23	27½	1288
	<p>Standard Features top shaped front edge v-fold drawers locking drawers finished, flush back panel finger grip under top casters</p> <p>Specify Options 1. walnut, cherry or maple veneer* 2. finish* 3. mosaic wood drawers, add \$60 4. hardware 1, no upcharge, see pg. 8* 5. hardware 2, add \$57, see pg. 8*</p>					

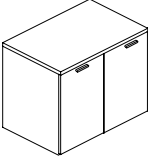

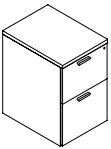
LATERAL FILES	DESCRIPTION/NOTES	MODEL	W	D	H	PRICE
	Four Drawer Lateral File without Top	RF7FLT1-2436 RF7FLT1-2430	36 30	23¾ 23¾	52¾ 52¾	3279 3147
	<p>Standard Features v-fold drawers locking drawers finished, flush back panel reinforced drawer bottoms adjustable levelers/glides</p> <p>Specify Options 1. walnut, cherry or maple veneer* 2. finish* 3. mosaic wood drawers, add \$140 4. hardware 1, no upcharge, see pg. 8* 5. hardware 2, add \$76, see pg. 8* 6. unfinished, inset back panel, deduct \$131</p>					

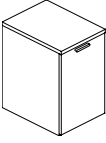
	Three Drawer Lateral File without Top	RF7FLM1-2436 RF7FLM1-2430	36 30	23¾ 23¾	40¼ 40¼	2074 1991
	<p>Standard Features v-fold drawers locking drawers finished, flush back panel reinforced drawer bottoms adjustable levelers/glides</p> <p>Specify Options 1. walnut, cherry or maple veneer* 2. finish* 3. mosaic wood drawers, add \$105 4. hardware 1, no upcharge, see pg. 8* 5. hardware 2, add \$57, see pg. 8* 6. unfinished, inset back panel, deduct \$120</p>					

	Two Drawer Lateral File without Top	RF7FLS1-2436 RF7FLS1-2430	36 30	23¾ 24	27¾ 27¾	1773 1720
	<p>Standard Features v-fold drawers locking drawers finished, flush back panel reinforced drawer bottoms adjustable levelers/glides</p> <p>Specify Options 1. walnut, cherry or maple veneer* 2. finish* 3. mosaic wood drawers, add \$70 4. hardware 1, no upcharge, see pg. 8* 5. hardware 2, add \$38, see pg. 8* 6. unfinished, inset back panel, deduct \$109</p>					

How To Order:

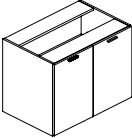
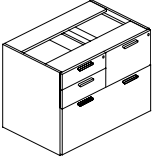
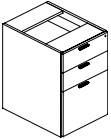
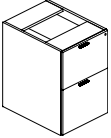
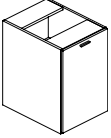
Specify model number and options listed with each product section. **Options marked with an asterisk are required.** Failure to do so will delay order processing. Options without an asterisk will be made standard if not otherwise specified.

24"D MODULAR COMPONENTS	DESCRIPTION/NOTES	MODEL	W	D	H	PRICE
	Hinged Door Pedestal Standard Features top shaped front edge one adjustable shelf finished, flush back panel adjustable levelers/glides	RF6HDT1-2436	36	24	28¾	1671
		RF6HDT1-2430	30	24	28¾	1604
 <p>right shown</p>	File Center Pedestal Standard Features top shaped front edge v-fold drawers locking drawers reinforced drawer bottom finished, flush back panel adjustable levelers/glides top file drawer determines left or right	RF6CDT1L-2436	36	24	28¾	2566
		RF6CDT1R-2436	36	24	28¾	2566
	18" w File/File Pedestal Standard Features top shaped front edge v-fold drawers locking drawers finished, flush back panel adjustable levelers/glides	RF6PUTM-2418	18	24	28¾	1805
		Specify Options 1. walnut, cherry or maple veneer* 2. finish* 3. mosaic wood drawers, add \$48 4. edge 1 profile, no upcharge, see pg. 8* 5. edge 2 profile, add \$155, see pg. 8* 6. hardware 1, no upcharge, see pg. 8* 7. hardware 2, add \$38, see pg. 8* 8. laminate tops available, see pg. 8 9. unfinished, inset back panel, deduct \$57				

24"D MODULAR COMPONENTS	DESCRIPTION/NOTES	MODEL	W	D	H	PRICE
	18"w Hinged Door Pedestal	RF6HDT1L-2418	18	24	28¾	1534
		RF6HDT1R-2418	18	24	28¾	1534
	<p>Standard Features top shaped front edge adjustable shelf finished, flush back panel adjustable levelers/glides hinge determines left or right</p>	<p>Specify Options 1. walnut, cherry or maple veneer* 2. finish* 3. edge 1 profile, no upcharge, see pg. 8* 4. edge 2 profile, add \$155, see pg. 8* 5. hardware 1, no upcharge, see pg. 8* 6. hardware 2, add \$19, see pg. 8* 7. laminate tops available, see pg. 8 8. unfinished, inset back panel, deduct \$57 9. locking doors, add \$111</p>				

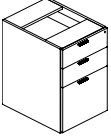
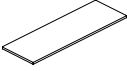
How To Order:

Specify model number and options listed with each product section. **Options marked with an asterisk are required.** Failure to do so will delay order processing. Options without an asterisk will be made standard if not otherwise specified.

24" D MODULAR COMPONENTS	DESCRIPTION/NOTES	MODEL	W	D	H	PRICE
	Hinged Door Pedestal without Top	RF7HDN1-2436	36	23 1/2	27 1/2	1356
		RF7HDN1-2430	30	24	27 1/2	1304
	Standard Features use with 24" d tops one adjustable shelf finished, flush back panel adjustable levelers/glides	Specify Options 1. walnut, cherry or maple veneer* 2. finish* 3. hardware 1, no upcharge, see pg. 8* 4. hardware 2, add \$38, see pg. 8* 5. unfinished, inset back panel, deduct \$109 6. locking doors, add \$111				
 <p>right shown</p>	File Center Pedestal without Top	RF7CDN1L-2436	36	23 1/2	27 1/2	2249
		RF7CDN1R-2436	36	23 1/2	27 1/2	2249
	Standard Features use with 24" d tops v-fold drawers locking drawers reinforced drawer bottom finished, flush back panel adjustable levelers/glides top file drawer determines left or right	Specify Options 1. walnut, cherry or maple veneer* 2. finish* 3. mosaic wood drawers, add \$99 4. hardware 1, no upcharge, see pg. 8* 5. hardware 2, add \$76, see pg. 8* 6. unfinished, inset back panel, deduct \$109				
	18" w Box/Box/File Pedestal without Top	RF7PUN1-2418	18	23 1/2	27 1/2	1513
	Standard Features use with 24" d tops and desk shells v-fold drawers locking drawers finished, flush back panel adjustable levelers/glides	Specify Options 1. walnut, cherry or maple veneer* 2. finish* 3. mosaic wood drawers, add \$64 4. hardware 1, no upcharge, see pg. 8* 5. hardware 2, add \$57, see pg. 8* 6. unfinished, inset back panel, deduct \$57				
	18" w File/File Pedestal without Top	RF7PUNM-2418	18	23 1/2	27 1/2	1513
	Standard Features use with 24" d tops and desk shells v-fold drawers locking drawers finished, flush back panel adjustable levelers/glides	Specify Options 1. walnut, cherry or maple veneer* 2. finish* 3. mosaic wood drawers, add \$48 4. hardware 1, no upcharge, see pg. 8* 5. hardware 2, add \$38, see pg. 8* 6. unfinished, inset back panel, deduct \$57				
	18" w Hinged Door Pedestal without Top	RF7HDN1L-2418	18	23 1/2	27 1/2	1243
		RF7HDN1R-2418	18	23 1/2	27 1/2	1243
	Standard Features use with 24" d tops and desk shells adjustable shelf finished, flush back panel adjustable levelers/glides hinge determines left or right	Specify Options 1. walnut, cherry or maple veneer* 2. finish* 3. hardware 1, no upcharge, see pg. 8* 4. hardware 2, add \$19, see pg. 8* 5. unfinished, inset back panel, deduct \$57 6. locking doors, add \$111				

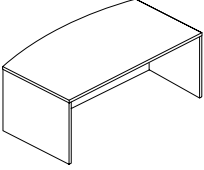
How To Order:

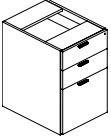
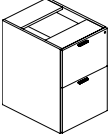
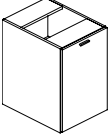
Specify model number and options listed with each product section. **Options marked with an asterisk are required.** Failure to do so will delay order processing. Options without an asterisk will be made standard if not otherwise specified.

24"D MODULAR COMPONENTS	DESCRIPTION/NOTES	MODEL	W	D	H	PRICE
	16"w Box/Box/File Pedestal without Top	RF7PUN1-2416	15%	23%	27%	1422
	<p>Standard Features use with 24" d tops v-fold drawers locking drawers finished, flush back panel adjustable levelers/glides</p>	<p>Specify Options 1. walnut, cherry or maple veneer* 2. finish* 3. mosaic wood drawers, add \$64 4. hardware 1, no upcharge, see pg. 8* 5. hardware 2, add \$57, see pg. 8* 6. unfinished, inset back panel, deduct \$57</p>				
	24"d Modular Top	RF7WTU1-24108	108	24	1 1/2	1282
		RF7WTU1-2490	90%	24	1 1/2	936
		RF7WTU1-2484	84%	24	1 1/2	907
		RF7WTU1-2472	72%	24	1 1/2	837
		RF7WTU1-2466	66%	24	1 1/2	803
		RF7WTU1-2460	60	24	1 1/2	600
		RF7WTU1-2454	54%	24	1 1/2	529
		RF7WTU1-2448	48%	24	1 1/2	450
		RF7WTU1-2436	36	24	1 1/2	350
		RF7WTU1-2430	30	24	1 1/2	340
		RF7WTU1-2418	18	24	1 1/2	292
RF7WTU1-2416	15%	24	1 1/2	248		
<p>Standard Features used with 24" d modular units in making custom credenzas top shaped one side</p>	<p>Specify Options 1. walnut, cherry or maple veneer* 2. finish* 3. edge 1 profile, no upcharge, see pg. 8* 4. edge 2 profile, add \$155, see pg. 8* 5. laminate tops available, see pg. 8 6. grommet, add \$159 each, see pg. 10</p>					

How To Order:

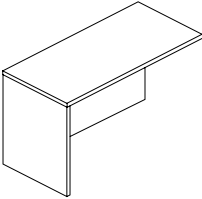
Specify model number and options listed with each product section. **Options marked with an asterisk are required.** Failure to do so will delay order processing. Options without an asterisk will be made standard if not otherwise specified.

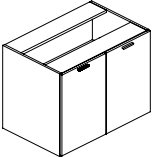
DESK SHELLS	DESCRIPTION/NOTES	MODEL	W	D	H	PRICE
	<p>Bow Front Desk Shell</p> <p>Standard Features top shaped front and back edge adjustable levelers/glides kneespace height: 27%</p>	<p>RF1DKSB-4384</p> <p>Specify Options 1. walnut, cherry or maple veneer* 2. finish* 3. edge 1 profile, no upcharge, see pg. 8* 4. edge 2 profile, add \$90, see pg. 8* 5. laminate tops available, see pg. 8 6. grommet, add \$159, see pg. 10</p>	84%	42%	28%	2397
			<p>Desk Shell</p> <p>Standard Features top shaped front and back edge adjustable levelers/glides kneespace height: 27%</p>	<p>RF1DKS1-3672 72% 36% 28% 1651 RF1DKS1-3072 72% 29% 28% 1382 RF1DKS1-3066 66% 29% 28% 1275 RF1DKS1-3060 60% 29% 28% 1182</p> <p>Specify Options 1. walnut, cherry or maple veneer* 2. finish* 3. edge 1 profile, no upcharge, see pg. 8* 4. edge 2 profile, add \$90, see pg. 8* 5. laminate tops available, see pg. 8 6. grommet, add \$159, see pg. 10</p>		

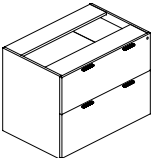
DESK PEDESTALS	DESCRIPTION/NOTES	MODEL	W	D	H	PRICE
	<p>18" w Box/Box/File Pedestal without Top</p> <p>Standard Features use with 24" d tops and desk shells v-fold drawers locking drawers finished, flush back panel adjustable levelers/glides</p>	RF7PUN1-2418	18	23%	27%	1513
	<p>Specify Options 1. walnut, cherry or maple veneer* 2. finish* 3. mosaic wood drawers, add \$64 4. hardware 1, no upcharge, see pg. 8* 5. hardware 2, add \$57, see pg. 8* 6. unfinished, inset back panel, deduct \$57</p>					
	<p>18" w File/File Pedestal without Top</p> <p>Standard Features use with 24" d tops and desk shells v-fold drawers locking drawers finished, flush back panel adjustable levelers/glides</p>	RF7PUNM-2418	18	23%	27%	1513
	<p>Specify Options 1. walnut, cherry or maple veneer* 2. finish* 3. mosaic wood drawers, add \$48 4. hardware 1, no upcharge, see pg. 8* 5. hardware 2, add \$38, see pg. 8* 6. unfinished, inset back panel, deduct \$57</p>					
	<p>18" w Hinged Door Pedestal without Top</p> <p>Standard Features use with 24" d tops and desk shells adjustable shelf finished, flush back panel adjustable levelers/glides hinge determines left or right</p>	<p>RF7HDN1L-2418 RF7HDN1R-2418</p>	18 18	23% 23%	27% 27%	<p>1243 1243</p>
	<p>Specify Options 1. walnut, cherry or maple veneer* 2. finish* 3. hardware 1, no upcharge, see pg. 8* 4. hardware 2, add \$19, see pg. 8* 5. unfinished, inset back panel, deduct \$57 6. locking doors, add \$111</p>					

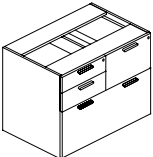
How To Order:

Specify model number and options listed with each product section. **Options marked with an asterisk are required.** Failure to do so will delay order processing. Options without an asterisk will be made standard if not otherwise specified.

RETURN SHELLS	DESCRIPTION/NOTES	MODEL	W	D	H	PRICE
 <p>left shown</p>	Return Shell top shaped user side 3/4" x 1 1/8" wire management opening with black trim insert finished, flush back panel adjustable levelers/glides kneespace height: 27%	RF3RTS1L-2448	47%	24%	28%	938
		RF3RTS1R-2448	47%	24%	28%	938
		RF3RTS1L-2442	42	24%	28%	858
		RF3RTS1R-2442	42	24%	28%	858
	Standard Features use with return and credenza shells one adjustable shelf finished, flush back panel adjustable levelers/glides	Specify Options 1. walnut, cherry or maple veneer* 2. finish* 3. edge 1 profile, no upcharge, see pg. 8* 4. edge 2 profile, add \$90, see pg. 8* 5. grommet, add \$159, see pg. 10 6. unfinished, inset back panel, deduct \$178				

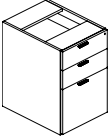
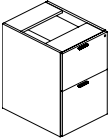
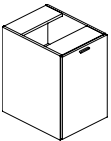
RETURN PEDESTALS	DESCRIPTION/NOTES	MODEL	W	D	H	PRICE
	Hinged Door Pedestal without Top	RF7HDN1-2036	36	20%	27%	1263
		RF7HDN1-2030	30	20%	27%	1225
	Standard Features use with return and credenza shells one adjustable shelf finished, flush back panel adjustable levelers/glides	Specify Options 1. walnut, cherry or maple veneer* 2. finish* 3. hardware 1, no upcharge, see pg. 8* 4. hardware 2, add \$38, see pg. 8* 5. unfinished, inset back panel, deduct \$162 6. locking doors, add \$111				

	Two Drawer Lateral File without Top	RF7FLS1-2036	36	20%	27%	1651
		RF7FLS1-2030	30	20%	27%	1601
	Standard Features use with return and credenza shells v-fold drawers locking drawers finished, flush back panel reinforced drawer bottoms adjustable levelers/glides	Specify Options 1. walnut, cherry or maple veneer* 2. finish* 3. mosaic wood drawers, add \$70 4. hardware 1, no upcharge, see pg. 8* 5. hardware 2, add \$38, see pg. 8* 6. unfinished, inset back panel, deduct \$162				

 <p>right shown</p>	File Center Pedestal without Top	RF7CDN1L-2036	36	20%	27%	2095
		RF7CDN1R-2036	36	20%	27%	2095
	Standard Features use with return and credenza shells v-fold drawers locking drawers finished, flush back panel adjustable levelers/glides top file drawer determines left or right	Specify Options 1. walnut, cherry or maple veneer* 2. finish* 3. mosaic wood drawers, add \$99 4. hardware 1, no upcharge, see pg. 8* 5. hardware 2, add \$76, see pg. 8* 6. unfinished, inset back panel, deduct \$162				

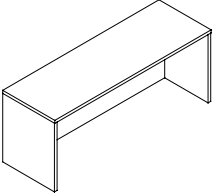
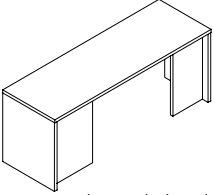
How To Order:

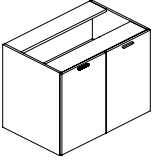
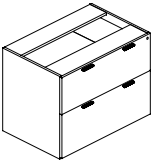
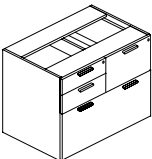
Specify model number and options listed with each product section. **Options marked with an asterisk are required.** Failure to do so will delay order processing. Options without an asterisk will be made standard if not otherwise specified.

RETURN PEDESTALS	DESCRIPTION/NOTES	MODEL	W	D	H	PRICE
	<p>18" w Box/Box/File Pedestal without Top</p> <p>Standard Features use with return and credenza shells v-fold drawers locking drawers finished, flush back panel adjustable leveler/glides</p>	RF7PUN1-2018	18	20%	27%	1409
	<p>Specify Options 1. walnut, cherry or maple veneer* 2. finish* 3. mosaic wood drawers, add \$64 4. hardware 1, no upcharge, see pg. 8* 5. hardware 2, add \$57, see pg. 8* 6. unfinished, inset back panel, deduct \$126</p>					
	<p>18" w File/File Pedestal without Top</p> <p>Standard Features use with return and credenza shells v-fold drawers locking drawers finished, flush back panel adjustable levelers/glides</p>	RF7PUNM-2018	18	20%	27%	1409
	<p>Specify Options 1. walnut, cherry or maple veneer* 2. finish* 3. mosaic wood drawers, add \$48 4. hardware 1, no upcharge, see pg. 8* 5. hardware 2, add \$38, see pg. 8* 6. unfinished, inset back panel, deduct \$126</p>					
	<p>18" w Hinged Door Pedestal without Top</p> <p>Standard Features use with return and credenza shells adjustable shelf finished, flush back panel adjustable levelers/glides hinge determines left or right</p>	<p>RF7HDN1L-2018 RF7HDN1R-2018</p>	18 18	20% 20%	27% 27%	<p>1158 1158</p>
	<p>Specify Options 1. walnut, cherry or maple veneer* 2. finish* 3. hardware 1, no upcharge, see pg. 8* 4. hardware 2, add \$19, see pg. 8* 5. unfinished, inset back panel, deduct \$126 6. locking doors, add \$111</p>					

How To Order:

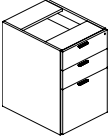
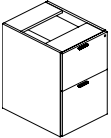
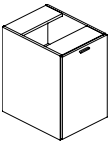
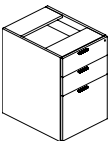
Specify model number and options listed with each product section. **Options marked with an asterisk are required.** Failure to do so will delay order processing. Options without an asterisk will be made standard if not otherwise specified.

CREDENZA SHELLS	DESCRIPTION/NOTES	MODEL	W	D	H	PRICE	
	Credenza Shell Standard Features top shaped user side finished, inset back panel 1½" wire management opening between top and back panel kneespace height: 27%	RF2CRS1-24108	108½	24	28½	1863	
		RF2CRS1-2490	90½	24	28½	1478	
 <p>rear view, open back panel option shown</p>		RF2CRS1-2484	84¼	24	28½	1338	
		RF2CRS1-2472	72½	24	28½	1205	
		RF2CRS1-2466	66½	24	28½	1106	
		RF2CRS1-2454	54½	24	28½	1022	
		Specify Options					
		1. walnut, cherry or maple veneer* 2. finish* 3. edge 1 profile, no upcharge, see pg. 8* 4. edge 2 profile, add \$155, see pg. 8* 5. laminate tops available, see pg. 8 6. grommet, add \$159 each, see pg. 10 7. unfinished, inset back panel, -24108 deduct \$307, -2490 deduct \$289, -2484 deduct \$271, -2472 deduct \$245, -2466 deduct \$215, -2454 deduct \$197 8. unfinished, open back panel, -24108 deduct \$393, -2490 deduct \$369, -2484 deduct \$336, -2472 deduct \$308, -2466 deduct \$271, -2454 deduct \$247					

CREDENZA PEDESTALS	DESCRIPTION/NOTES	MODEL	W	D	H	PRICE
	Hinged Door Pedestal without Top Standard Features use with return and credenza shells one adjustable shelf finished, flush back panel adjustable levelers/glides	RF7HDN1-2036	36	20½	27½	1263
		RF7HDN1-2030	30	20½	27½	1225
	Two Drawer Lateral File without Top Standard Features use with return and credenza shells v-fold drawers locking drawers finished, flush back panel reinforced drawer bottoms adjustable levelers/glides	RF7FLS1-2036	36	20½	27½	1651
		RF7FLS1-2030	30	20½	27½	1601
 <p>right shown</p>	File Center Pedestal without Top Standard Features use with return and credenza shells v-fold drawers locking drawers finished, flush back panel adjustable levelers/glides top file drawer determines left or right	RF7CDN1L-2036	36	20½	27½	2095
		RF7CDN1R-2036	36	20½	27½	2095
		Specify Options				
		1. walnut, cherry or maple veneer* 2. finish* 3. hardware 1, no upcharge, see pg. 8* 4. hardware 2, add \$38, see pg. 8* 5. unfinished, inset back panel, deduct \$162 6. locking doors, add \$111				
		Specify Options				
		1. walnut, cherry or maple veneer* 2. finish* 3. mosaic wood drawers, add \$70 4. hardware 1, no upcharge, see pg. 8* 5. hardware 2, add \$38, see pg. 8* 6. unfinished, inset back panel, deduct \$162				
		Specify Options				
		1. walnut, cherry or maple veneer* 2. finish* 3. mosaic wood drawers, add \$99 4. hardware 1, no upcharge, see pg. 8* 5. hardware 2, add \$76, see pg. 8* 6. unfinished, inset back panel, deduct \$162				

How To Order:

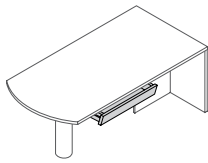
Specify model number and options listed with each product section. **Options marked with an asterisk are required.** Failure to do so will delay order processing. Options without an asterisk will be made standard if not otherwise specified.

CREENZA PEDESTALS	DESCRIPTION/NOTES	MODEL	W	D	H	PRICE
	<p>18" w Box/Box/File Pedestal without Top</p> <p>Standard Features use with return and credenza shells v-fold drawers locking drawers finished, flush back panel adjustable leveler/glides</p>	RF7PUN1-2018	18	20%	27%	1409
	<p>Specify Options 1. walnut, cherry or maple veneer* 2. finish* 3. mosaic wood drawers, add \$64 4. hardware 1, no upcharge, see pg. 8* 5. hardware 2, add \$57, see pg. 8* 6. unfinished, inset back panel, deduct \$126</p>					
	<p>18" w File/File Pedestal without Top</p> <p>Standard Features use with return and credenza shells v-fold drawers locking drawers finished, flush back panel adjustable levelers/glides</p>	RF7PUNM-2018	18	20%	27%	1409
	<p>Specify Options 1. walnut, cherry or maple veneer* 2. finish* 3. mosaic wood drawers, add \$48 4. hardware 1, no upcharge, see pg. 8* 5. hardware 2, add \$38, see pg. 8* 6. unfinished, inset back panel, deduct \$126</p>					
	<p>18" w Hinged Door Pedestal without Top</p> <p>Standard Features use with return and credenza shells adjustable shelf finished, flush back panel adjustable levelers/glides hinge determines left or right</p>	<p>RF7HDN1L-2018 RF7HDN1R-2018</p>	18 18	20% 20%	27% 27%	1158 1158
	<p>Specify Options 1. walnut, cherry or maple veneer* 2. finish* 3. hardware 1, no upcharge, see pg. 8* 4. hardware 2, add \$19, see pg. 8* 5. unfinished, inset back panel, deduct \$126 6. locking doors, add \$111</p>					
	<p>16" w Box/Box/File Pedestal without Top</p> <p>Standard Features use with return and credenza shells v-fold drawers locking drawers finished, flush back panel adjustable levelers/glides</p>	RF7PUN1-2016	15%	20%	27%	1279
	<p>Specify Options 1. walnut, cherry or maple veneer* 2. finish* 3. mosaic wood drawers, add \$64 4. hardware 1, no upcharge, see pg. 8* 5. hardware 2, add \$57, see pg. 8* 6. unfinished, inset back panel, deduct \$126</p>					

How To Order:

Specify model number and options listed with each product section. **Options marked with an asterisk are required.** Failure to do so will delay order processing. Options without an asterisk will be made standard if not otherwise specified.

ACCESSORIES	DESCRIPTION/NOTES	MODEL	W	D	H	PRICE
-------------	-------------------	-------	---	---	---	-------



Angled Front Center Drawer

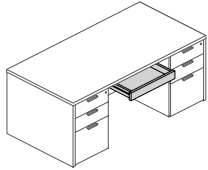
GP9CDRC-1524

24 15 2

266

Standard Features
use with a post style desk
wood drawer

Specify Options
1. walnut, cherry or maple
veneer*
2. finish*



Straight Front Center Drawer

GP9CDR1-2125

25 21 3

266

Standard Features
use with a double or single pedestal desk
v-fold drawer

Specify Options
1. walnut, cherry or maple
veneer*
2. finish*
3. mosaic wood drawer, add
\$16

How To Order:

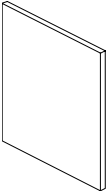
Specify model number and options listed with each product section. **Options marked with an asterisk are required.** Failure to do so will delay order processing. Options without an asterisk will be made standard if not otherwise specified.

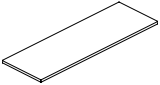
Reflections

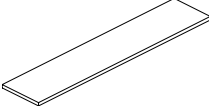
GP6OBK1-3630	56	RF20CP1R-2466	27	RF5TSS2R-1518	55
GP6OBK1-3636	56	RF20CP1R-2472	27	RF5TSS8L-1518	55
GP6OBK1-3648	56	RF20CP1R-2484	27	RF5TSS8R-1518	55
GP6OBK1-3660	56	RF3BMR1-2436	24	RF6ADS1L-2419	57
GP6OBK1-3672	56	RF3BMR1-2442	24	RF6ADS1R-2419	57
GP6OBK1-3684	56	RF3BMR1-2448	24	RF6ADS2L-2419	57
GP9CDR1-2125	70	RF3BMR2-2442	24	RF6ADS2R-2419	57
GP9CDRC-1524	70	RF3BMR2-2448	24	RF6CDT1L-2436	60
GP9LTL1-0224	54	RF3BTU1-2436	24	RF6CDT1R-2436	60
GP9LTL1-0248	54	RF3BTU1-2442	24	RF6DDS2-2437	57
GP9LTL1-0260	54	RF3BTU1-2448	24	RF6FLM1-2430	58
GP9TLT1-0724	54	RF3BTU2-2442	24	RF6FLM1-2436	58
GP9TLT1-0748	54	RF3BTU2-2448	24	RF6FLS1-2430	58
GP9TLT1-0759	54	RF3RTL1L-2460	23	RF6FLS1-2436	58
RF0CCU1-4242	29	RF3RTL1R-2460	23	RF6FLT1-2430	58
RF0CPS1-2436	29	RF3RTP1L-2448	23	RF6FLT1-2436	58
RF0CPS1-2448	29	RF3RTP1R-2448	23	RF6HDT1-2430	60
RF0CPS5-2436	29	RF3RTP1L-2454	23	RF6HDT1-2436	60
RF0CPS5-2448	29	RF3RTP1R-2448	23	RF6HDT1R-2418	61
RF1DKS1-3060	64	RF3RTP1R-2454	23	RF6HDT1R-2418	61
RF1DKS1-3066	64	RF3RTS1L-2442	66	RF6MBP1-2316	59
RF1DKS1-3072	64	RF3RTS1L-2448	66	RF6OBK1-3029	56
RF1DKS1-3672	64	RF3RTS1R-2442	66	RF6OBK1-3069	56
RF1DKSB-4384	64	RF3RTS1R-2448	66	RF6OBK1-3629	56
RF1DPB1-3466	16	RF4BBW1-1530	47	RF6OBK1-3669	56
RF1DPB1-4172	16	RF4BBW1-1536	47	RF6OBK1-3669	56
RF1DPR1-3066	17	RF4BBW1-1566	46	RF6PUTM-2418	60
RF1DPR1-3672	17	RF4BBW1-1572	46	RF7CDN1L-2036	66
RF1LEA1-3072	20	RF4BBW1L-1515	48	RF7CDN1L-2036	68
RF1LEA1-3672	20	RF4BBW1L-1518	48	RF7CDN1L-2436	62
RF1LEA1-3684	20	RF4BBW1L-1554	47	RF7CDN1R-2036	66
RF1LEY1L-4272	20	RF4BBW1L-1584	46	RF7CDN1R-2036	68
RF1LEY1L-4284	20	RF4BBW1R-1515	48	RF7CDN1R-2436	62
RF1LEY1R-4272	20	RF4BBW1R-1518	48	RF7FLM1-2430	59
RF1LEY1R-4284	20	RF4BBW1R-1554	47	RF7FLM1-2436	59
RF1LRA1-3054	20	RF4BBW1R-1584	46	RF7FLS1-2030	66, 68
RF1LRA1-3060	20	RF4BNS1-1536	45	RF7FLS1-2036	66, 68
RF1LRA1-3666	20	RF4BNS1-1566	43	RF7FLS1-2430	59
RF1LRY1L-4272	21	RF4BNS1-1572	42	RF7FLS1-2436	59
RF1LRY1L-4284	21	RF4BNS1-1578	41	RF7FLT1-2430	59
RF1LRY1R-4272	21	RF4BNS1-1590	39	RF7FLT1-2436	59
RF1LRY1R-4284	21	RF4BNS1-1596	38	RF7HDN1-2030	66, 68
RF1SPB1L-3466	18	RF4BNS1L-1554	44	RF7HDN1-2036	66, 68
RF1SPB1L-4172	18	RF4BNS1L-1584	40	RF7HDN1-2430	62
RF1SPB1R-3466	18	RF4BNS1R-1554	44	RF7HDN1-2436	62
RF1SPB1R-4172	18	RF4BNS1R-1584	40	RF7HDN1L-2018	67, 69
RF1SPR1L-3066	19	RF4BOS1-1536	37	RF7HDN1L-2418	62, 65
RF1SPR1L-3672	19	RF4BOS1-1566	35	RF7HDN1R-2018	67, 69
RF1SPR1R-3066	19	RF4BOS1-1572	34	RF7HDN1R-2418	62, 65
RF1SPR1R-3672	19	RF4BOS1-1578	33	RF7OTU1-15108	55
RF2CRS1-24108	68	RF4BOS1-1590	31	RF7OTU1-1536	55
RF2CRS1-2454	68	RF4BOS1-1596	30	RF7OTU1-1554	55
RF2CRS1-2466	68	RF4BOS1L-1554	36	RF7OTU1-1572	55
RF2CRS1-2472	68	RF4BOS1L-1584	32	RF7OTU1-1590	55
RF2CRS1-2484	68	RF4BOS1R-1554	36	RF7PUN1-2016	69
RF2CRS1-2490	68	RF4BOS1R-1584	32	RF7PUN1-2018	67, 69
RF2HDP1-2466	25	RF4BPW1-1530	51	RF7PUN1-2416	63
RF2HDP1-2472	25	RF4BPW1-1536	51	RF7PUN1-2418	62, 65
RF2KSP1-2466	26	RF4BPW1-1566	50	RF7PUNM-2018	67, 69
RF2KSP1-2472	26	RF4BPW1-1572	50	RF7PUNM-2418	62, 65
RF2KSP1-2484	26	RF4BPW1L-1515	52	RF7TCG1-3066	22
RF2OCL1L-2466	28	RF4BPW1L-1518	52	RF7TCG1-3672	22
RF2OCL1L-2472	28	RF4BPW1L-1554	51	RF7TCR1L-2442	22
RF2OCL1L-2484	28	RF4BPW1L-1584	50	RF7TCR1L-2448	22
RF2OCL1R-2466	28	RF4BPW1R-1515	52	RF7TCR1L-2454	22
RF2OCL1R-2472	28	RF4BPW1R-1518	52	RF7TCR1R-2442	22
RF2OCL1R-2484	28	RF4BPW1R-1554	51	RF7TCR1R-2448	22
RF2OCP1L-2466	27	RF4BPW1R-1584	50	RF7TCR1R-2454	22
RF2OCP1L-2472	27	RF4SUB6-3040	54	RF7TCS1L-7772	22
RF2OCP1L-2484	27	RF4SUB6-3640	54	RF7TCS1L-7784	22
		RF5TSS2L-1518	55	RF7TCS1L-8372	22

Reflections

RF7TCS1L-8384	22
RF7TCS1L-8972	22
RF7TCS1L-8984	22
RF7TCS1R-7772	22
RF7TCS1R-7784	22
RF7TCS1R-8372	22
RF7TCS1R-8384	22
RF7TCS1R-8972	22
RF7TCS1R-8984	22
RF7WMPG-4224	19
RF7WMPG-4824	19
RF7WMPG-5424	19
RF7WTU1-24108	63
RF7WTU1-2416	63
RF7WTU1-2418	63
RF7WTU1-2430	63
RF7WTU1-2436	63
RF7WTU1-2448	63
RF7WTU1-2454	63
RF7WTU1-2460	63
RF7WTU1-2466	63
RF7WTU1-2472	63
RF7WTU1-2484	63
RF7WTU1-2490	63
RF9HTB1-3018	53
RF9HTB1-3022	49
RF9HTB1-3618	53
RF9HTB1-3622	49
RF9HTB1-5418	53
RF9HTB1-5422	49
RF9HTB1-6618	53
RF9HTB1-6622	49
RF9HTB1-7218	53
RF9HTB1-7222	49
RF9HTB1-8418	53
RF9HTB1-8422	49

END PANEL	DESCRIPTION/NOTES	MODEL	W	D	H	PRICE
	End Panel	RF7WSE1-2401	1	23	27¼	429
	<p>Standard Features used with 24" d modular units in making custom credenzas and tops</p> <p>Specify Options 1. walnut, cherry or maple veneer* 2. finish*</p>					

24"D MODULAR TOP	DESCRIPTION/NOTES	MODEL	W	D	H	PRICE
	24" d Modular Top	RF7WTU1-24110	110	24	1	1310
		RF7WTU1-2492	92	24	1	959
		RF7WTU1-2474	74	24	1	863
		RF7WTU1-2456	56	24	1	551
		<p>Standard Features used with 24" d modular units in making custom credenzas top shaped one side</p> <p>Specify Options 1. walnut, cherry or maple veneer* 2. finish* 3. edge 1 profile, no upcharge, see pg. 8* 4. edge 2 profile, add \$155, see pg. 8* 5. laminate tops available, see pg. 8 6. grommet, add \$159 each, see pg. 10</p>				

OVERHEAD STORAGE TOP	DESCRIPTION/NOTES	MODEL	W	D	H	PRICE
	Overhead Storage Top	RF7OTU1-15102	102	15	1	908
		RF7OTU1-1596	96	15	1	854
		RF7OTU1-1584	84	15	1	746
		<p>Standard Features top shaped front edge</p> <p>Specify Options 1. walnut, cherry or maple veneer* 2. finish* 3. edge 1 profile, no upcharge, see pg. 8* 4. edge 2 profile, add \$155, see pg. 8*</p>				

How To Order:

Specify model number and options listed with each product section. **Options marked with an asterisk are required.** Failure to do so will delay order processing. Options without an asterisk will be made standard if not otherwise specified.