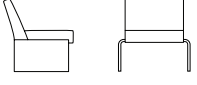
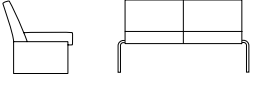
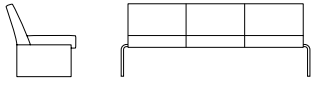
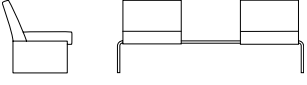
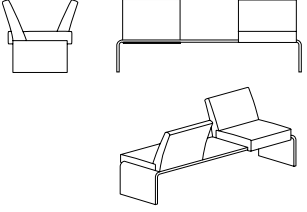


CITYPARK	DESCRIPTION/NOTES	MODEL	W	D	H	WT	LIST PRICE PER GRADE
	<b>CityPark Lounge</b>	<b>ULC4860</b>	30	27½	32½		<b>COM 1476</b>
	<b>Standard Features</b>	<b>Specify Options</b>					<b>A 1516</b>
	armless	1. finish*					<b>B 1544</b>
	upholstered back and seat	2. textile or leather*					<b>C 1572</b>
	seat width: 24						<b>D 1600</b>
	seat height: 17						<b>E 1628</b>
	seat depth: 19½						<b>F 1679</b>
	com ydg: 3¾						<b>G 1735</b>
	col sq ft: 67½						<b>H 1791</b>
	frame interior is molded ergonomic plywood; seat interior is high resilient, multi-density foam; base is non-handed bent plywood, made of durable select hardwood plywood and maple veneer, central steel support structure provides optimum support;						<b>I 1853</b>
	laminated plywood seat and back; upholstery grade plywood interior back has tab construction; plywood seat pan with interlaced webbing						<b>J 1921</b>
							<b>K 1994</b>
							<b>L 2073</b>
							<b>M 2157</b>
							<b>COL 1637</b>
						<b>LE1 1637</b>	
						<b>LE2 1806</b>	
						<b>LE3 1888</b>	
						<b>LE4 2165</b>	
	<b>CityPark Lounge</b>	<b>ULL4870</b>	54	27½	32½		<b>COM 1962</b>
	<b>Standard Features</b>	<b>Specify Options</b>					<b>A 2041</b>
	armless	1. finish*					<b>B 2097</b>
	upholstered back and seat	2. textile or leather*					<b>C 2153</b>
	seat width: 48						<b>D 2209</b>
	seat height: 17						<b>E 2266</b>
	seat depth: 19½						<b>F 2367</b>
	com ydg: 7½						<b>G 2479</b>
	col sq ft: 135						<b>H 2592</b>
	frame interior is molded ergonomic plywood; seat interior is high resilient, multi-density foam; base is non-handed bent plywood, made of durable select hardwood plywood and maple veneer, central steel support structure provides optimum support;						<b>I 2716</b>
	laminated plywood seat and back; upholstery grade plywood interior back has tab construction; plywood seat pan with interlaced webbing						<b>J 2851</b>
							<b>K 2997</b>
							<b>L 3154</b>
							<b>M 3323</b>
							<b>COL 2278</b>
						<b>LE1 2278</b>	
						<b>LE2 2612</b>	
						<b>LE3 2774</b>	
						<b>LE4 3321</b>	
	<b>CityPark Lounge</b>	<b>ULS4880</b>	78	27½	32½		<b>COM 2226</b>
	<b>Standard Features</b>	<b>Specify Options</b>					<b>A 2344</b>
	armless	1. finish*					<b>B 2429</b>
	upholstered back and seat	2. textile or leather*					<b>C 2513</b>
	seat width: 72						<b>D 2597</b>
	seat height: 17						<b>E 2682</b>
	seat depth: 19½						<b>F 2834</b>
	com ydg: 11¼						<b>G 3002</b>
	col sq ft: 202½						<b>H 3171</b>
	frame interior is molded ergonomic plywood; seat interior is high resilient, multi-density foam; base is non-handed bent plywood, made of durable select hardwood plywood and maple veneer, central steel support structure provides optimum support;						<b>I 3357</b>
	laminated plywood seat and back; upholstery grade plywood interior back has tab construction; plywood seat pan with interlaced webbing						<b>J 3559</b>
							<b>K 3779</b>
							<b>L 4015</b>
							<b>M 4268</b>
							<b>COL 2703</b>
						<b>LE1 2703</b>	
						<b>LE2 3206</b>	
						<b>LE3 3450</b>	
						<b>LE4 4274</b>	

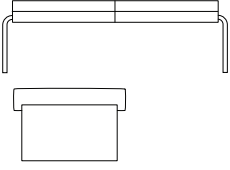
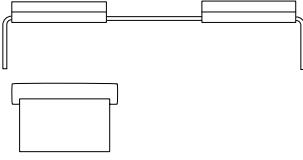
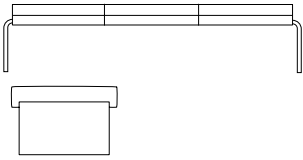
**How To Order:**

Specify model number and options listed with each product section. **Options marked with an asterisk are required.** Failure to do so will delay order processing. Options without an asterisk will be made standard if not otherwise specified.  
EX: UGA2640.Merlot.Alloy.Maharam.MilestoneMediumGray

CITYPARK	DESCRIPTION/NOTES	MODEL	W	D	H	WT	LIST PRICE PER GRADE
	<b>CityPark Lounge</b>  <b>Standard Features</b> armless upholstered back and seat, left and right wood table, middle 24" table seat width: 24 seat height: 17 seat depth: 19½ com ydg: 7½ col sq ft: 135 frame interior is molded ergonomic plywood; seat interior is high resilient, multi-density foam; base is non-handed bent plywood, made of durable select hardwood plywood and maple veneer, central steel support structure provides optimum support; laminated plywood seat and back; upholstery grade plywood interior back has tab construction; plywood seat pan with interlaced webbing	<b>ULS4880-MT</b>  <b>Specify Options</b> 1. finish* 2. textile or leather*	78	27½	32½		COM 2275 A 2354 B 2410 C 2466 D 2522 E 2579 F 2680 G 2792 H 2905 I 3029 J 3164 K 3310 L 3467 M 3636 COL 2591 LE1 2591 LE2 2925 LE3 3087 LE4 3634
	<b>CityPark Lounge</b>  <b>Standard Features</b> armless upholstered back and seat opposite facing left seat forward facing wood table, middle 24" table seat width: 24 seat height: 17 seat depth: 19½ com ydg: 7½ col sq ft: 135 frame interior is molded ergonomic plywood; seat interior is high resilient, multi-density foam; base is non-handed bent plywood, made of durable select hardwood plywood and maple veneer, central steel support structure provides optimum support; laminated plywood seat and back; upholstery grade plywood interior back has tab construction; plywood seat pan with interlaced webbing	<b>ULS4880-MT-OP-LF</b>  <b>Specify Options</b> 1. finish* 2. textile or leather*	78	30	32½		COM 2412 A 2491 B 2547 C 2603 D 2659 E 2716 F 2817 G 2929 H 3042 I 3166 J 3301 K 3447 L 3604 M 3773 COL 2728 LE1 2728 LE2 3062 LE3 3224 LE4 3771
	<b>CityPark Lounge</b>  <b>Standard Features</b> armless upholstered back and seat opposite facing right seat forward facing wood table, middle 24" table seat width: 24 seat height: 17 seat depth: 19½ com ydg: 7½ col sq ft: 135 frame interior is molded ergonomic plywood; seat interior is high resilient, multi-density foam; base is non-handed bent plywood, made of durable select hardwood plywood and maple veneer, central steel support structure provides optimum support; laminated plywood seat and back; upholstery grade plywood interior back has tab construction; plywood seat pan with interlaced webbing	<b>ULS4880-MT-OP-RF</b>  <b>Specify Options</b> 1. finish* 2. textile or leather*	78	30	32½		COM 2412 A 2491 B 2547 C 2603 D 2659 E 2716 F 2817 G 2929 H 3042 I 3166 J 3301 K 3447 L 3604 M 3773 COL 2728 LE1 2728 LE2 3062 LE3 3224 LE4 3771

**How To Order:**

Specify model number and options listed with each product section. **Options marked with an asterisk are required.** Failure to do so will delay order processing. Options without an asterisk will be made standard if not otherwise specified.  
EX: UGA2640.Merlot.Alloy.MilestoneMediumGray

CITY PARK	DESCRIPTION/NOTES	MODEL	W	D	H	WT	LIST PRICE PER GRADE		
	<b>CityPark Lounge</b>  <b>Standard Features</b> upholstered seat seat width: 48 seat height: 17 seat depth: 26½ com ydg: 4 col sq ft: 72 frame interior is molded ergonomic plywood; seat interior is high resilient, multi-density foam; base is non-handed bent plywood, made of durable select hardwood plywood and maple veneer, central steel support structure provides optimum support; laminated plywood seat; upholstery grade plywood interior back has tab construction; plywood seat pan with interlaced webbing	<b>UBD4854</b>  <b>Specify Options</b> 1. finish* 2. textile or leather*	54	26½	17		COM 1379 A 1431 B 1469 C 1506 D 1544 E 1581 F 1649 G 1724 H 1799 I 1881 J 1971 K 2069 L 2174 M 2286 COL 1589 LE1 1589 LE2 1812 LE3 1920 LE4 2285		
		<b>CityPark Lounge</b>  <b>Standard Features</b> upholstered seat, left and right wood table, middle seat width: 24 seat height: 17 seat depth: 26½ com ydg: 4 col sq ft: 72 frame interior is molded ergonomic plywood; seat interior is high resilient, multi-density foam; base is non-handed bent plywood, made of durable select hardwood plywood and maple veneer, central steel support structure provides optimum support; laminated plywood seat; upholstery grade plywood interior back has tab construction; plywood seat pan with interlaced webbing	<b>UBT4878-MT</b>  <b>Specify Options</b> 1. finish* 2. textile or leather*	78	26½	17		COM 1821 A 1873 B 1911 C 1948 D 1986 E 2023 F 2091 G 2166 H 2241 I 2323 J 2413 K 2511 L 2616 M 2728 COL 2031 LE1 2031 LE2 2254 LE3 2362 LE4 2727	
			<b>CityPark Lounge</b>  <b>Standard Features</b> upholstered seat seat width: 72 seat height: 17 seat depth: 26½ com ydg: 6 col sq ft: 108 frame interior is molded ergonomic plywood; seat interior is high resilient, multi-density foam; base is non-handed bent plywood, made of durable select hardwood plywood and maple veneer, central steel support structure provides optimum support; laminated plywood seat; upholstery grade plywood interior back has tab construction; plywood seat pan with interlaced webbing	<b>UBT4878</b>  <b>Specify Options</b> 1. finish* 2. textile or leather*	78	26½	17		COM 1732 A 1811 B 1867 C 1923 D 1979 E 2036 F 2137 G 2249 H 2362 I 2486 J 2621 K 2767 L 2924 M 3093 COL 2048 LE1 2048 LE2 2382 LE3 2544 LE4 3091

**How To Order:**

Specify model number and options listed with each product section. **Options marked with an asterisk are required.** Failure to do so will delay order processing. Options without an asterisk will be made standard if not otherwise specified.  
 EX: UGA2640.Merlot.Alloy.Maharam.MilestoneMediumGray