

Power + Data



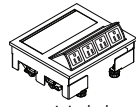
Center Console	134
Surface Mount	134
Power Data Module	134
In-Surface Mount	134-135
Power Strip	135
Pull-Up Power Unit	136
Pop-Power Unit	136
Wire Management Tray	136

Power + Data

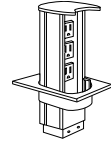
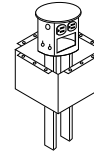
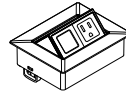
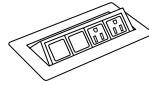
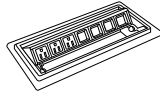
Base Compatibility

Use the chart to determine which power and data units are compatible with Jofco bases.

Note: Ability to place electrical unit above base is determined by size of base opening.



unit includes wire management tray



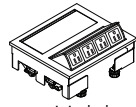
	GP9ACD1-0808	GP9ACS1-0713	GP9ACS1-0408	GP9ACS1-0405	GP9ACO1-0505	GP9ACC1-0408	GP9ACU1-0403
 GP8NCJ-0030	place left, center or right of base base conceals wires	place left, center or right of base base conceals wires	place left, center or right of base base conceals wires	place left, center or right of base base conceals wires	place center of base base conceals wires	place left, center or right of base base conceals wires	place center of base base conceals wires
 GP8NCYJ-0024	place left, center or right of base base conceals wires	place left, center or right of base base conceals wires	place left, center or right of base base conceals wires	place left, center or right of base base conceals wires	place center of base base conceals wires	place left, center or right of base base conceals wires	place center of base base conceals wires
 GP8NCYJ-0020	place left or right of base base conceals wires	place left or right of base base conceals wires	place left or right of base base conceals wires	place left, center or right of base base conceals wires	N/A	place left or right of base base conceals wires	place center of base base conceals wires
 GP8NSQJ-3030	place left, center or right of base base conceals wires	place left, center or right of base base conceals wires	place left, center or right of base base conceals wires	place left, center or right of base base conceals wires	place center of base base conceals wires	place left, center or right of base base conceals wires	place center of base base conceals wires
 GP8NSQJ-2424	place left, center or right of base base conceals wires	place left, center or right of base base conceals wires	place left, center or right of base base conceals wires	place left, center or right of base base conceals wires	place center of base base conceals wires	place left, center or right of base base conceals wires	place center of base base conceals wires
 GP8ND CJ-1224	place left or right of base base conceals wires	place left or right of base base conceals wires	place left or right of base base conceals wires	place left, center or right of base base conceals wires	N/A	place left or right of base base conceals wires	place center of base base conceals wires
 25" & 29" X Base	place left or right of base	place left or right of base	place left or right of base	place left or right of base	N/A	place left or right of base	N/A

Power + Data

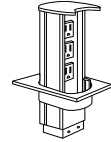
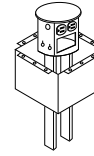
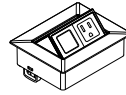
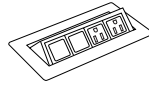
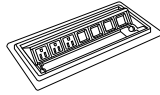
Base Compatibility

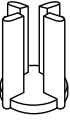
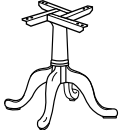
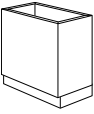
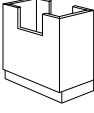
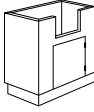
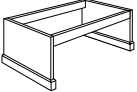
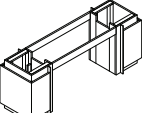
Use the chart to determine which power and data units are compatible with Jofco bases.

Note: Ability to place electrical unit above base is determined by size of base opening.



unit includes wire management tray



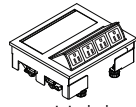
	GP9ACD1-0808	GP9ACS1-0713	GP9ACS1-0408	GP9ACS1-0405	GP9ACO1-0505	GP9ACC1-0408	GP9ACU1-0403
 GP8NPL2-0022	place left or right of base	place left or right of base	place left or right of base	place left or right of base	N/A	place left or right of base	N/A
 Trad-FG & Trad-4	place left or right of base	place left or right of base	place left or right of base	place left or right of base	N/A	place left or right of base	N/A
 Traditional and Contemporary	place left, center or right of base base conceals wires	place left, center or right of base base conceals wires	place left, center or right of base base conceals wires	place left, center or right of base base conceals wires	place center of base base conceals wires	place left, center or right of base base conceals wires	place center of base base conceals wires
 Traditional and Contemporary	place left, center or right of base base conceals wires	place left, center or right of base base conceals wires	place left, center or right of base base conceals wires	place left, center or right of base base conceals wires	place center of base base conceals wires	place left, center or right of base base conceals wires	place center of base base conceals wires
 Traditional and Contemporary	place left, center or right of base base conceals wires	place left, center or right of base base conceals wires	place left, center or right of base base conceals wires	place left, center or right of base base conceals wires	place center of base base conceals wires	place left, center or right of base base conceals wires	place center of base base conceals wires
 Panel Bases All Sizes	place left or right of base	place left or right of base	place left or right of base	place left or right of base	N/A	place left or right of base	N/A
 Rectangular Bases All Sizes	place left, center or right of base base conceals wires	place left, center or right of base base conceals wires	place left, center or right of base base conceals wires	place left, center or right of base base conceals wires	place center of base base conceals wires	place left, center or right of base base conceals wires	place center of base base conceals wires

Power + Data

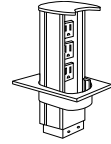
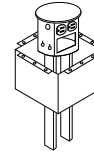
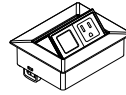
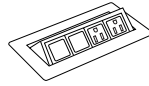
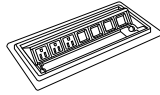
Base Compatibility

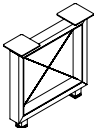
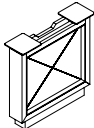
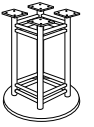
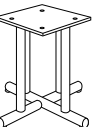
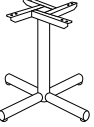
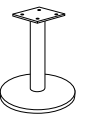
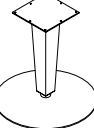
Use the chart to determine which power and data units are compatible with Jofco bases.

Note: Ability to place electrical unit above base is determined by size of base opening.

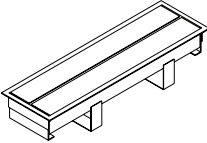
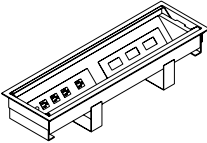


unit includes wire management tray

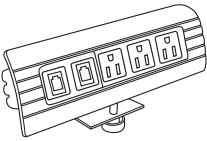


	GP9ACD1-0808	GP9ACS1-0713	GP9ACS1-0408	GP9ACS1-0405	GP9ACO1-0505	GP9ACC1-0408	GP9ACU1-0403
 CC8NCO1-0427 CC8NCO1-0423	place left or right of base	place left or right of base	place left or right of base	place left or right of base	N/A	place left or right of base	N/A
 CC8NCO1-0427 CC8NCO1-0423	place left or right of base base conceals wires	place left or right of base base conceals wires	place left or right of base base conceals wires	place left or right of base base conceals wires	N/A	place left or right of base base conceals wires	N/A
 GP8NMP1-0024	place left or right of base	place left or right of base	place left or right of base	place left or right of base	N/A	place left or right of base	N/A
 GP8NMC1-0038	place left or right of base	place left or right of base	place left or right of base	place left or right of base	N/A	place left or right of base	N/A
 GP8NMC1-0032	place left or right of base	place left or right of base	place left or right of base	place left or right of base	N/A	place left or right of base	N/A
 GP8NDS1-0024	place left or right of base	place left or right of base	place left or right of base	place left or right of base	N/A	place left or right of base	N/A
 CC8NCD1-0026	place left or right of base	place left or right of base	place left or right of base	place left or right of base	N/A	place left or right of base	N/A

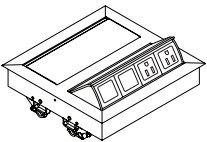
CENTER CONSOLE	DESCRIPTION/NOTES	MODEL	W	D	H	PRICE
----------------	-------------------	-------	---	---	---	-------

 closed	30"w Center Console brushed aluminum with retractable doors unit can be closed during use 8 power receptacles and 6 telecom plates one plate with cord management installed one plate contains three RJ45 (data) installed one plate contains one USB inline, one RJ11 (voice) and one RJ45 (data) installed three plates are blank and can be populated by the end user contact customer service for additional voice and data capabilities ports include the place covers and are configured with the jack/couplers, additional wiring maybe needed in the field	GP9ACT1-0930	30	9		5371
	 open	Standard Features brushed aluminum with retractable doors unit can be closed during use 8 power receptacles and 6 telecom plates one plate with cord management installed one plate contains three RJ45 (data) installed one plate contains one USB inline, one RJ11 (voice) and one RJ45 (data) installed three plates are blank and can be populated by the end user contact customer service for additional voice and data capabilities ports include the place covers and are configured with the jack/couplers, additional wiring maybe needed in the field	Specify Options			

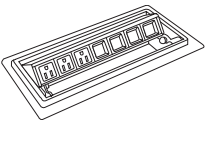
SURFACE MOUNT	DESCRIPTION/NOTES	MODEL	W	D	H	PRICE
---------------	-------------------	-------	---	---	---	-------

 closed	Edge Mount Electrical mounts to the edge of the work surface 3/4" to 1 1/4" thick clear anodized aluminum three electrical outlets one voice port one data port voice/data adapter kit voice/data jacks & couplers sold separately 6 ft, 15 amp cord UL listed	GP9ACE1-0310	10	3		372
	Standard Features mounts to the edge of the work surface 3/4" to 1 1/4" thick clear anodized aluminum three electrical outlets one voice port one data port voice/data adapter kit voice/data jacks & couplers sold separately 6 ft, 15 amp cord UL listed	Specify Options				

POWER DATA MODULE	DESCRIPTION/NOTES	MODEL	W	D	H	PRICE
-------------------	-------------------	-------	---	---	---	-------

 closed	Power Data Module clear anodized aluminum unit to remain open during use one touch accessibility two electrical outlets each side two voice/data ports each side voice/data adapter kit voice/data jacks & couplers sold separately two 10 ft, 15 amp cords wire management tray included UL approved field installed	GP9ACD1-0808	8	8 1/4		1103
	Standard Features clear anodized aluminum unit to remain open during use one touch accessibility two electrical outlets each side two voice/data ports each side voice/data adapter kit voice/data jacks & couplers sold separately two 10 ft, 15 amp cords wire management tray included UL approved field installed	Specify Options				

IN-SURFACE MOUNT	DESCRIPTION/NOTES	MODEL	W	D	H	PRICE
------------------	-------------------	-------	---	---	---	-------

 closed	In-surface Mount clear anodized aluminum unit can be closed during use one touch accessibility three electrical outlets four voice/data ports voice/data adapter kit voice/data jacks & couplers sold separately 6 ft, 15 amp cord UL listed field installed	GP9ACS1-0713	12 1/2	7 1/8		744
	Standard Features clear anodized aluminum unit can be closed during use one touch accessibility three electrical outlets four voice/data ports voice/data adapter kit voice/data jacks & couplers sold separately 6 ft, 15 amp cord UL listed field installed	Specify Options				

IN-SURFACE MOUNT	DESCRIPTION/NOTES	MODEL	W	D	H	PRICE
------------------	-------------------	-------	---	---	---	-------



Work Surface Power and Communications Center

GP9ACC1-0408

8 1/2" 4 1/2" 2 1/4"

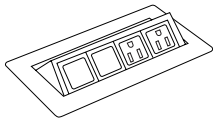
555

Standard Features

two electrical outlets
 one voice/data port
 voice/data adapter kit
 voice/data jacks & couplers sold separately
 6 ft, 15A/125V cord
 self closing lid (spring loaded)
 recesses in the bottom permit excess cord storage when unit is in use for extended time period
 field installed

Specify Options

IN-SURFACE MOUNT	DESCRIPTION/NOTES	MODEL	W	D	H	PRICE
------------------	-------------------	-------	---	---	---	-------



In-surface Mount

GP9ACS1-0408

4" 8 3/4"

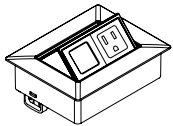
648

Standard Features

clear anodized aluminum
 one touch accessibility
 two electrical outlets
 two voice/data ports
 voice/data adapter kit
 voice/data jacks & couplers sold separately
 6 ft, 15 amp cord
 UL listed
 fits in tops 3/4" to 1 1/4" thick
 field installed

Specify Options

IN-SURFACE MOUNT	DESCRIPTION/NOTES	MODEL	W	D	H	PRICE
------------------	-------------------	-------	---	---	---	-------



Voice/Data Module

GP9ACS1-0405

5" 3 3/4"

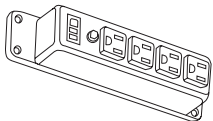
467

Standard Features

anodized aluminum
 one touch accessibility
 one electrical outlet
 one voice/data port
 voice/data adapter kit
 voice/data jacks sold separately
 6 ft, 15 amp cord
 field installed

Specify Options

POWER STRIP	DESCRIPTION/NOTES	MODEL	W	D	H	PRICE
-------------	-------------------	-------	---	---	---	-------



Power Strip

GP9ACP1-0212

17 1/2" 1 1/2" 8"

56

Standard Features

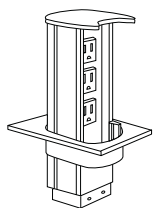
includes switch
 power surge with 10' cord
 four electrical outlets
 field installed

Specify Options

How To Order:

Specify model number and options listed with each product section. **Options marked with an asterisk are required.** Failure to do so will delay order processing. Options without an asterisk will be made standard if not otherwise specified.

PULL-UP POWER UNIT	DESCRIPTION/NOTES	MODEL	W	D	H	PRICE
--------------------	-------------------	-------	---	---	---	-------



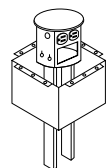
	Pull-Up Power Unit	GP9ACU1-0403	2½	4¼	8¼	314
--	---------------------------	---------------------	----	----	----	------------

Standard Features

easy access to electrical outlets at table-top height
 equipped with circuit breaker
 3 outlets
 6 ft cord
 UL listed
 field installed

Specify Options

POP-UP POWER UNIT	DESCRIPTION/NOTES	MODEL	W	D	H	PRICE
-------------------	-------------------	-------	---	---	---	-------



	Pop-Up Power Unit	GP9ACO1-0505	5¼	5¼	6	951
--	--------------------------	---------------------	----	----	---	------------

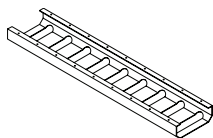
Standard Features

use in cylinder & square bases
 steel construction
 two duplexes, on two opposing sides
 15 amp circuit breaker
 6 ft 14/3 SJT power cord with molded 15 amp plug
 two locations for technology (purchased separately), on two opposing sides
 spring activated
 9" x 9" under worksurface box

Specify Options

1. textured black or brushed stainless steel top finish*

WIRE MANAGEMENT TRAYS	DESCRIPTION/NOTES	MODEL	W	D	H	PRICE
-----------------------	-------------------	-------	---	---	---	-------



	Wire Management Trays	GP9WMT1-0845	45	7½		166
		GP9WMT1-0835	35	7½		140
		GP9WMT1-0825	25	7½		113

Standard Features

silver powder-coated finish
 four hanging brackets(C12C00) included

Specify Options

How To Order:

Specify model number and options listed with each product section. **Options marked with an asterisk are required.** Failure to do so will delay order processing. Options without an asterisk will be made standard if not otherwise specified.