

inForm™ Training & Complementary Components



Training Tables	125
Connecting Tops	125-127
Ganging Hardware	127
Tri-Power Units	127
Mobile Marker Board	128
Visual Board	128
Mobile Lectern	128
Mobile Cabinet	128
Articulating Keyboard	129

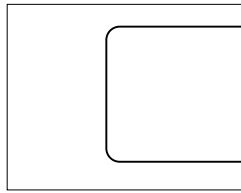
inForm™ Overview

inForm™

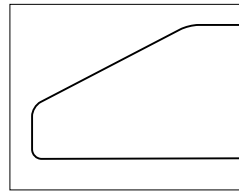
The inForm™ series addresses the need for a training or meeting environment which requires minimal effort to reconfigure and power up. Sleek styling is accented by cast aluminum legs, large industrial casters. Veneered, laminated or vinyl wrapped tops which fold down and nest for quick and easy movement from room to room. There is no limit on the number of tables which can nest together.

A top aluminum raceway along the back of the table houses all of the table-to-table wiring with plenty of storage for the transformers and cords associated with computer technology. Wires exit through openings on either side of the table and can be routed to a table to the side or back or taken down channels on either leg to an outlet.

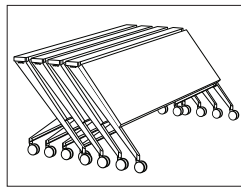
Complementary media accessories and storage components complete the series.



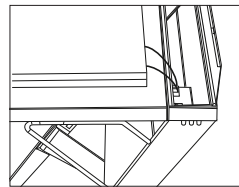
Wood Top with Straight Edge
Accepts Laminate Top



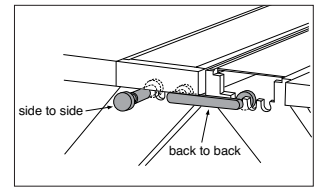
Vinyl Wrap Top with Bevel Edge
Colors: Cloud or Sandstone
(minimum quantity of 6 required, can be any combination of top sizes and corner connectors)



Tables in Nesting Position

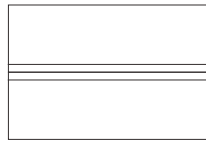


Aluminum Raceway with three pass-thru slots



Ganging Side-to-Side Back-to-Back

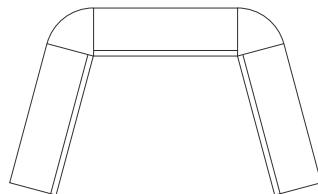
Sample Configurations



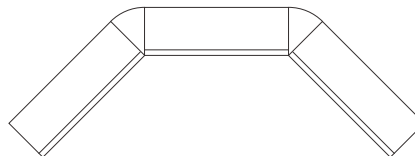
Back-to-Back




Side-to-Side



Specify 45° Wedge Connector Top to make this configuration



Specify 60° Wedge Connector Top to make this configuration



Specify 90° Wedge Connector Top to make this configuration

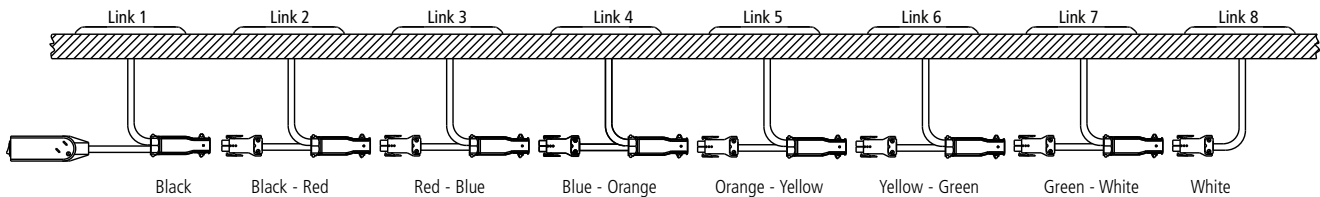
inForm™ Wire Management

Power Ordering Information

The Interlink™ power unit from Byrne Electric drops inside inForm's wire management raceway and is available through Jofco. It has a maximum unit-to-unit cord length of 60". Each unit has two outlets and can be linked together to work with ganged tables.

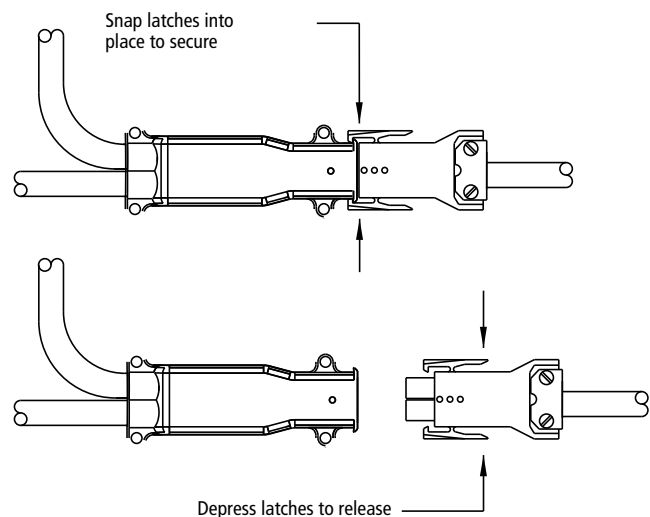
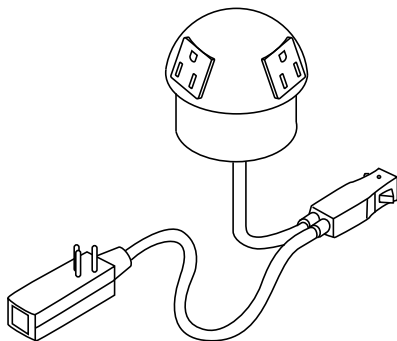
The 60" maximum cord length between units allows one power unit per 48" or 60" table. This could allow eight tables to be ganged together. On 72" tables, the cord length will allow two power units per table for a maximum of four ganged tables.

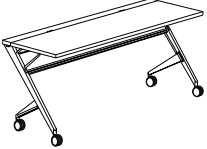

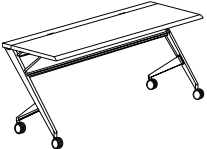
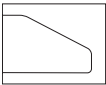
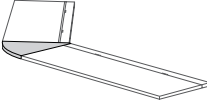

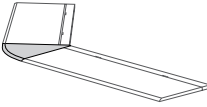

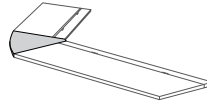

As stated above, the maximum number of linked units depends on the table length. They must be in consecutive order as illustrated below. The last digit in the unit's model number indicates its place in the link. Example: IF9ELG1-005 is the fifth link, which provides five power units. Units can be easily moved from table to table and are color coded according to the chart below.



Description	Link	Connects to	Jofco Model Number
Starter Link	1	Link 1 Black	IF9ELG1-0001
Add On Link	2	Link 2 Black-Red	IF9ELG1-0002
Add On Link	3	Link 3 Red-Blue	IF9ELG1-0003
Add On Link	4	Link 4 Blue-Orange	IF9ELG1-0004
Add On Link	5	Link 5 Orange-Yellow	IF9ELG1-0005
Add On Link	6	Link 6 Yellow-Green	IF9ELG1-0006
Add On Link	7	Link 7 Green-White	IF9ELG1-0007
Add On Link	8	Link 8 White	IF9ELG1-0008

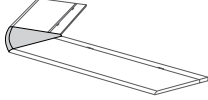

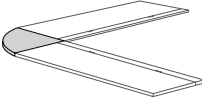
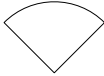

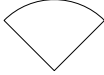
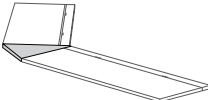

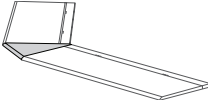

Power & Data Installation



INFORM™	DESCRIPTION/NOTES	MODEL	W	D	H	PRICE
 	Training Tables with Wood Top Standard Features wood top with straight edge top shaped on user side all metal has powder coated finish top folds down for nesting aluminum legs with wire chase extruded aluminum raceway with three wire pass thru slots tapered modesty 14-gauge fabricated steel with powder coated finish two locking/two non-locking casters	IF8TTR1-2472 IF8TTR1-2460 IF8TTR1-2448	72 60 48	24 24 24	29 29 29	1988 1803 1547
		Specify Options 1. walnut, maple or cherry veneer* 2. finish* 3. laminate top, no upcharge				
 	Training Tables with Vinyl Top Standard Features vinyl wrap top with bevel edge top shaped on user side all metal has powder coated finish top folds down for nesting aluminum legs with wire chase extruded aluminum raceway with three wire pass thru slots tapered modesty 14-gauge fabricated steel with powder coated finish two locking/two non-locking casters	IF8TRV1-2472 IF8TRV1-2460 IF8TRV1-2448	72 60 48	24 24 24	29 29 29	2156 1939 1641
		Specify Options 1. vinyl colors: cloud or sandstone (min quantity 6)*				
 	45° Wedge - Curved Wood Top Standard Features connects two inForm wood tops creating a 45° turn connecting hardware included	IF8TTW6-2424	24	24	1¼	540
		Specify Options 1. walnut, maple or cherry veneer* 2. finish* 3. laminate top, no upcharge				
 	45° Wedge - Curved Vinyl Top Standard Features connects two inForm vinyl tops creating a 45° turn connecting hardware included	IF8TWW6-2424	24	24	1¼	571
		Specify Options 1. vinyl colors: cloud or sandstone (min quantity 6)*				
 	60° Wedge - Curved Wood Top Standard Features connects two inForm wood tops creating a 60° turn connecting hardware included	IF8TTW8-2424	24	24	1¼	730
		Specify Options 1. walnut, maple or cherry veneer* 2. finish* 3. laminate top, no upcharge				

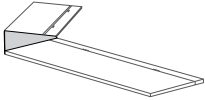

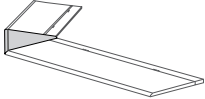

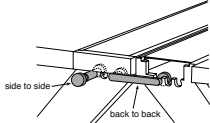
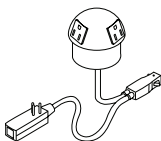
How To Order:

Specify model number and options listed with each product section. **Options marked with an asterisk are required.** Failure to do so will delay order processing. Options without an asterisk will be made standard if not otherwise specified.
EX: IF8TTR1-2472.Maple.Linen.Straight.

INFORM™	DESCRIPTION/NOTES	MODEL	W	D	H	PRICE
	60° Wedge - Curved Vinyl Top	IF8TWV8-2424	24	24	1 1/4	767
	<p>Standard Features connects two inForm vinyl tops creating a 60° turn connecting hardware included</p>	<p>Specify Options 1. vinyl colors: cloud or sandstone (min quantity 6)*</p>				
						
	90° Wedge - Curved Wood Top	IF8TTW1-2424	24	24	1 1/4	767
	<p>Standard Features connects two inForm wood tops creating a 90° turn connecting hardware included</p>	<p>Specify Options 1. walnut, maple or cherry veneer* 2. finish* 3. laminate top, no upcharge</p>				
						
	90° Wedge - Curved Vinyl Top	IF8TWV1-2424	24	24	1 1/4	809
	<p>Standard Features connects two inForm vinyl tops creating a 90° turn connecting hardware included</p>	<p>Specify Options 1. vinyl colors: cloud or sandstone (min quantity 6)*</p>				
						
	45° Wedge - Straight Wood Top	IF8TTW5-2424	24	24	1 1/4	524
	<p>Standard Features connects two inForm wood tops creating a 45° turn connecting hardware included</p>	<p>Specify Options 1. walnut, maple or cherry veneer* 2. finish* 3. laminate top, no upcharge</p>				
						
	45° Wedge - Straight Vinyl Top	IF8TWV5-2424	24	24	1 1/4	555
	<p>Standard Features connects two inForm vinyl tops creating a 45° turn connecting hardware included</p>	<p>Specify Options 1. vinyl colors: cloud or sandstone (min quantity 6)*</p>				
						

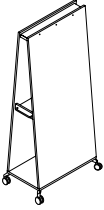
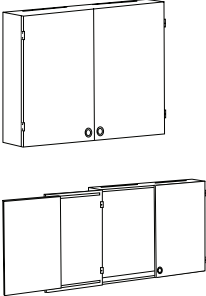
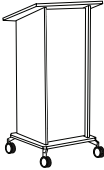
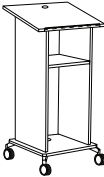


How To Order:

Specify model number and options listed with each product section. **Options marked with an asterisk are required.** Failure to do so will delay order processing. Options without an asterisk will be made standard if not otherwise specified.
EX: IF8TTR1-2472.Maple.Linen.Straight.

INFORM™	DESCRIPTION/NOTES	MODEL	W	D	H	PRICE
	60° Wedge - Straight Wood Top connects two inForm wood tops creating a 60° turn connecting hardware included	IF8TTW7-2424	24	24	1¼	553
	Standard Features connects two inForm wood tops creating a 60° turn connecting hardware included	Specify Options 1. walnut, maple or cherry veneer* 2. finish* 3. laminate top, no upcharge				
	60° Wedge - Straight Vinyl Top connects two inForm vinyl tops creating a 60° turn connecting hardware included	IF8TWW7-2424	24	24	1¼	590
	Standard Features connects two inForm vinyl tops creating a 60° turn connecting hardware included	Specify Options 1. vinyl colors: cloud or sandstone (min quantity 6)*				
	Ganging Hardware kit includes: 2-back to back ganging device 1-side to side ganging device 1-front plate device (used in side-to-side ganging) 1-storage pouch 8-clamping bar-knobs	IF9HWG1-0000				137
	Interlink™ Power Unit 2 electrical outlets maximum cord length 60" UL Recognized links must be connected in sequence, see pg. 126 the last digit indicates the number of units provided ex: IF9ELG1-0005 is the fifth link, which provides five power units	Specify Options IF9ELG1-0008 IF9ELG1-0007 IF9ELG1-0006 IF9ELG1-0005 IF9ELG1-0004 IF9ELG1-0003 IF9ELG1-0002 IF9ELG1-0001				1147 1009 872 734 596 459 321 184


How To Order:

Specify model number and options listed with each product section. **Options marked with an asterisk are required.** Failure to do so will delay order processing. Options without an asterisk will be made standard if not otherwise specified.
EX: IF8TTR1-2472.Maple.Linen.Straight.

INFORM™	DESCRIPTION/NOTES	MODEL	W	D	H	PRICE
	<p>Mobile Marker Board</p> <p>Standard Features three flip chart clips marker board both sides storage shelf with handle two locking/two non-locking casters</p> <p>Specify Options 1. walnut, maple or cherry veneer* 2. finish*</p>	IFOMMB5-1730	30	17	72	2255
	<p>Visual Board</p> <p>Standard Features accepts plasma screen inside dimensions: 46 x 6 x 30 plasma hardware not included wall mounted recessed pulls grommet bottom center inside back panel, inside of doors, and slide-out doors are standard with marker boards</p> <p>Specify Options 1. walnut, maple or cherry veneer* 2. finish* 3. inside veneer back, add \$250</p>	IFOVIS1-0948	48	9	32	1991
 Front	<p>Mobile Lectern</p> <p>Standard Features can be outfitted for communication technology (call for pricing) approach panel is 18-gauge powder-coated aluminum fixed shelf top and bottom grommet two locking/two non-locking casters</p> <p>Specify Options 1. walnut, maple or cherry veneer* 2. finish* 3. company logo, call for pricing</p>	IFOPOD5-2024	24	20	48	1141
 Back						
 	<p>Mobile Cabinet</p> <p>Standard Features can be used with an EZR-22KBP keyboard tray (order separately) 270 degree hinged doors adjustable shelf top and bottom grommet two locking/two non-locking casters</p> <p>Specify Options 1. walnut, maple or cherry veneer* 2. finish*</p>	IF6AD55-2424	24	24	30	1762

How To Order:

Specify model number and options listed with each product section. **Options marked with an asterisk are required.** Failure to do so will delay order processing. Options without an asterisk will be made standard if not otherwise specified.
EX: IF8TR1-2472.Maple.Linen.Straight.

INFORM™	DESCRIPTION/NOTES	MODEL	W	D	H	PRICE
	Articulating Keyboard	EZR-22KBP	22	17¼	6	370
	<p>Standard Features for use on IF6ADS5-2424 only standard black keyboard shelf, tilt control EZ riser and hinged mouse pad (L or R)</p> <p>Specify Options</p>					

How To Order:

Specify model number and options listed with each product section. **Options marked with an asterisk are required.** Failure to do so will delay order processing. Options without an asterisk will be made standard if not otherwise specified.
EX: IF8TTR1-2472.Maple.Linen.Straight.